



PRICE LIST - JULY 2025

CONTENTS

COOKWARE	PG 4
SMALL APPLIANCES	PG 5
BUILT-IN DESIGN SOLUTIONS	
Dolce Stil Novo Collection _____	PG 17
Linea Collection _____	PG 20
Classic Collection _____	PG 22
Victoria Collection _____	PG 27
Gas hobs _____	PG 28
Combination hobs _____	PG 30
Induction hobs _____	PG 31
Ceran hobs _____	PG 32
COUNTERTOP MICROWAVE OVENS	PG 33
EXTRACTOR SOLUTIONS	PG 33
COORDINATING COOKERS & EXTRACTORS	PG 38
FREESTANDING COOKERS	PG 42
FREESTANDING LAUNDRY	PG 44
FREESTANDING DISHWASHERS	PG 45
INTEGRATED LAUNDRY & DISHWASHER SOLUTIONS	PG 46
INTEGRATED REFRIGERATION	PG 47
FREESTANDING REFRIGERATION	PG 48
RETRO REFRIGERATORS	PG 51
SINK & TAP RANGE	PG 54
OPTIONAL COOKING ACCESSORIES	PG 57
PROFESSIONAL PRODUCT CARE RANGE	PG 58

MADE IN ITALY

 PREMIUM QUALITY DESIGN

This price list replaces all previously issued versions. Prices are subject to change without notice.
 No liability will be accepted for typographical or printing errors. E&OE

COOKWARE

50's Style Collection

*RRP (incl. VAT)

CKFF2801BLM (Matt black)

28^{CM} FRYING PAN



Triple non-stick coating (PTFE-based and FREE from nickel, heavy metals and PFOA) • Riveted stainless steel handle • Oven safe up to 250°C MAX (**EXCLUDING GRILL**) • Cold forged aluminium body with highly conductive, extra-thick 4.5mm patented stainless steel base for quick and even heat distribution • **Compatible with all cooktops including gas, induction, ceramic glass and electric hobs** • Dishwasher safe (washing by hand is however recommended for optimum care)

OPTIONAL SIZES & COLOURS:

30^{CM} Frying pan: **CKFF3001RDM**
 28^{CM} Frying pan: **CKFF2801CRM; CKFF2801RDM**
 26^{CM} Frying pan: **CKFF2601CRM; CKFF2601RDM**
 24^{CM} Frying pan: **CKFF2401CRM; CKFF2401RDM; CKFF2401BLM**



R 2 599

R 2 699

R 2 599

R 2 299

R 2 299

CKFC2611BLM (Matt black)

26^{CM} CASSEROLE PAN WITH LID



Triple non-stick coating (PTFE-based and FREE from nickel, heavy metals and PFOA) • Riveted stainless steel handles • Flat tempered glass lid with steam vent, stainless steel handle and rim • Oven safe up to 250°C MAX (**EXCLUDING GRILL**) • Cold forged aluminium body with highly conductive, extra-thick 4.5mm patented stainless steel base for quick and even heat distribution • **Compatible with all cooktops including gas, induction, ceramic glass and electric hobs** • Dishwasher safe (washing by hand is however recommended for optimum care)

OPTIONAL COLOUR:



CKFC2611RDM
MATT RED

R 3 999

CKFW3001BLM (Matt black)

30^{CM} WOK



Triple non-stick coating (PTFE-based and FREE from nickel, heavy metals and PFOA) • Riveted stainless steel handle • Oven safe up to 250°C MAX (**EXCLUDING GRILL**) • Cold forged aluminium body with highly conductive, extra-thick 4.5mm patented stainless steel base for quick and even heat distribution • **Compatible with all cooktops including gas, induction, ceramic glass and electric hobs** • Dishwasher safe (washing by hand is however recommended for optimum care)

R 3 399

CKFL3001 (Glass)

30^{CM} LID



Tempered glass lid with trim for easy food monitoring • Oven safe up to 250°C MAX (**EXCLUDING GRILL**) • Steam release vent • Riveted stainless steel handle • Dishwasher safe

OPTIONAL SIZES:

28^{CM} Lid: **CKFL2801**
 26^{CM} Lid: **CKFL2601**
 24^{CM} Lid: **CKFL2401**

R 999

RETRO SMALL APPLIANCES

Collezione Range

*RRP (incl. VAT)

KSC01EGMWW (Matt emerald)

NEW DIGITAL KITCHEN SCALE



5kg Maximum capacity • Bowl Capacity 1.8lt • Accuracy to 1g/1ml • Rechargeable battery with 23 Hour Battery Life • Anti-slip base • LED White Display • Display measure options (Grams / Millilitres / lb oz / Fl oz) • TARE Button • programmes (Stand-by Mode/Unit measure function) • Battery charge status indicator • Overload indicator • Unstable indicator • Stand-by mode after 3 minutes of inactivity • Removable stainless-steel bowl can be washed in a dishwasher • Button control. **Accessories included:** 1m USB Cable for charging.

R 3 199

OPTIONAL COLOURS:



KSC01BLMWW
MATT BLACK



KSC01WHMWW
MATT WHITE



KSC01SBMWW
MATT STORM BLUE

BLC02EGMEU (Matt emerald)

HIGH-PERFORMANCE BLENDER



Aluminium front Panel, Matt Coloured sides • Control knob with LED Display • 1.5L TRITAN™ RENEW BPA-FREE jug capacity (6 cups) • Removable, double stainless steel blade system (dishwasher safe) • 9 speed power control • 5 pre-set programmes (Smoothie, Green Smoothie, Frozen Dessert, Auto Clean, Pulse) • 22000 rpm max spin speed • Smooth-Start function • Manual Mode with preset programmes • Overload motor protection • Built-in cord wrap • Anti-slip feet • 1400 W. **Accessories included:** Vacuum Pump (Battery Operated) • Tamper • Spatula • Cleaning Brush

R 13 499

OPTIONAL COLOUR:



BLC02BLMEU
MATT BLACK



BLC02WHMEU
MATT WHITE

BLC01WHMEU (Matt white)

HIGH-PERFORMANCE BLENDER (While stocks last)



Aluminium front Panel, Matt Coloured sides • Control knob with LED Display • 1.5L TRITAN™ RENEW BPA-FREE jug capacity (6 cups) • Removable, double stainless steel blade system (dishwasher safe) • 9 speed power control • 5 pre-set programmes (Smoothie, Green Smoothie, Frozen Dessert, Auto Clean, Pulse) • 22000 rpm max spin speed • Smooth-Start function • Manual Mode with preset programmes • Overload motor protection • Built-in cord wrap • Anti-slip feet • 1400 W. **Accessories included:** Tamper • Spatula • Cleaning Brush

R 10 499

OPTIONAL ACCESSORY:

Vacuum Pump (Battery Operated) - VPC01

R 2 099

OPTIONAL COLOUR:



BLC01BLMEU
MATT BLACK

RETRO SMALL APPLIANCES

Collezione Range

*RRP (incl. VAT)

BCC12EGMEU (Matt emerald)

BEAN-TO-CUP ESPRESSO COFFEE MACHINE



Automatic coffee machine • Brushed aluminium front panel • 19 bar Thermoblock extraction • Removable 1.4L water tank • Primary & secondary menu LED control buttons • Illuminated coffee dispenser • 6 beverage options • Hot water & milk frother function • Adjustable coffee grinding level • Adjustable coffee length • Option to adjust water hardness • Pre-infusion • Auto-rinse function • Descaling indicator • Acoustic signal alarm • Automatic switch-off • Removable drip tray (to accommodate larger cups)

R 12 499

OPTIONAL COLOURS:



BCC12BLMEU
MATT BLACK



BCC12WHMEU
MATT WHITE



BCC12SBMEU
MATT STORM BLUE

EMC02EGMEU (Matt emerald)

NEW MINIPRO ESPRESSO COFFEE MACHINE



Manual coffee extraction, Pre-set 1 & 2 cup functions and customizable settings • Brushed aluminium front panel • 15 bar • Triple thermoblock system • LCD Display with 3 buttons (Icons: Steam/ Hot Water/ Coffee Brewing Temperature/ Water Tank Empty Alarm/ Descaling Alarm) • Removable 1.7L water tank • Professional stainless steel portafilter, Ø58 mm • Stainless Steel Upper tray with passive cup warmer • 5 Languages • Adjustable coffee temperature • Option to adjust water hardness • Option to adjust Pre-infusion • Option to adjust steam intensity • Eco Mode • Standby time: 5 min/10 min/30 min/60 min • Removable drip tray (to accommodate larger cups) • Professional stainless steel steam wand • Actively heated group head for a precise temperature control during extraction • Pressure manometer to check extraction performance. **Accessories included:** 1 & 2 Cup single wall non-pressurized filters • 1 & 2 Cup double wall pressurized filters • Milk Jug • Tamper in Stainless Steel • Cleaning Brush • Water hardness test strip. **To be used with Coffee Grinder (CGF02SSEU)**

R 30 999

OPTIONAL COLOURS:



EMC02BLMEU
MATT BLACK



EMC02WHMEU
MATT WHITE

CGF02SSEU (Aluminium)

NEW SEMI-PROFESSIONAL COFFEE GRINDER



Brushed aluminium finish • Stainless steel conical burr • 240gr Tritan™ Coffee bean container with twist and lock system (Detachable) • Antistatic system • Adjustable grinding with 15 macro / 50 micro Grinding levels (Superfine, Fine, Medium) • 2 espresso coffee functions (Single, Double) • Manual function • Adjustable coffee quantity • 150 W. **Accessories included:** Portafilter support • Cleaning brush • Dosing funnel 58mm. **To be used with Minipro Espresso Coffee Machine (EMC02)**

R 4 999

PIC01EGMEU (Matt emerald)

NEW PORTABLE INDUCTION PLATE



12-24cm Induction plate • Brushed aluminium front panel • Digital Touch control • Slider Power control • Timer Control with automatic switch off • Timer from 0 – 99 minute • Preset Modes (Keep warm/ BBQ/ Fry) • The Probe with Timer is ideal for sous-vide cooking & slow cooking • Probe with Target for core cooking roasts • 9 Power Levels • Auto pot detection • Child lock • Pause function • 40°C to 99°C Temperature range • 2100 W • Non slip feet. **Accessories included:** Accessory case to hold the probe and pot clip.

R 5 999

OPTIONAL COLOURS:



PIC01BLMEU
MATT BLACK



PIC01WHMEU
MATT WHITE

RETRO SMALL APPLIANCES

Collezione Range

*RRP (incl. VAT)

SKC01EGM (Matt emerald)

NEW SODA MAKER



Front knob to start fizzing • Manual adjustment of carbonation level • Tritan™ Renew 800 ml bottle dishwasher safe • Spill tray with magnetic cover • Compatible with standard 400-425g/60L - 80L screw-in CO2 cylinders (not included)

OPTIONAL ACCESSORY:
Smeg 800ml TRITAN™ Soda Maker bottle (SKSB01)

OPTIONAL COLOURS:



SKC01BLM
MATT BLACK



SKC01WHM
MATT WHITE



SKC01SBM
MATT STORM BLUE

R 3 999

R 499

50's Style Collection

KSF01CRWW (Vintage cream)

NEW DIGITAL & ANALOG KITCHEN SCALE



5kg Maximum capacity • Bowl Capacity 1.8lt • Accuracy to 1g/1ml • Rechargeable battery with 23 Hour Battery Life • Anti-slip base • LED White Display • Display measure options (Grams/Millilitres/lb oz /Fl oz) • TARE Button • programmes (Stand-by Mode/Unit measure function) • Battery charge status indicator • Overload indicator • Unstable indicator • Stand-by mode after 3 minutes of inactivity • Removable stainless-steel bowl can be washed in a dishwasher • Button control. **Accessories included:** 1m USB Cable for charging.

OPTIONAL COLOURS:



KSF01BLWW
GLOSSY BLACK



KSF01PBWW
PASTEL BLUE



KSF01PGWW
MINT



KSF01RDWW
FIERY RED



KSF01WHWW
ICE-WHITE

R 3 699

KBSF02CR (Vintage Cream)

NEW KNIFE BLOCK SET



6-piece knife block • Acacia wood block • Powder coated carbon steel body • Antislip base • Ergonomic handles. **Accessories included:** Six essential knives • 19cm Chef's knife • 19cm Bread knife • 18cm Santoku knife • 15cm Meat knife • 13cm Multipurpose knife • 8cm Vegetable knife.

OPTIONAL COLOURS:



KBSF02BL
GLOSSY BLACK



KBSF02PB
PASTEL BLUE



KBSF02PWH
ICE-WHITE

R 11 999

COF01CREU (Vintage Cream)

NEW 10-IN-ONE COUNTERTOP OVEN



50's Style • 30L Capacity • 800ml removable water tank capacity • Temperature range 40°C to 230°C • Electronic temperature control • LCD Display • 10 Cooking functions (Static, Fan-assisted, Grill, Bottom fan-assisted, Air fry, Warm, Defrost, Pure steam (100%), Combi steam + Fan-assisted, Combi steam + Grill fan-assisted) • 33 Automatic recipes • 20 to 100 percent steam range • Timer with acoustic alarm • Chef menu (poultry, Fish and shellfish, Vegetables and side dishes, Cakes and sweets, Bread / pizza and pies) • Child lock • Nonslip feet. **Accessories included:** Grill rack stainless steel • Perforated tray stainless steel • Enamel tray.

OPTIONAL COLOURS:



COF01BLEU
GLOSSY BLACK



COF01PBEU
PASTEL BLUE



COF01PGEU
MINT



COF01WHEU
ICE-WHITE

R 15 999

RETRO SMALL APPLIANCES

50's Style Collection

*RRP (incl. VAT)

CKLW2001CR (Vintage cream)

WHISTLING KETTLE

Stainless steel body • 2.3L Capacity • Fixed Single tone whistle with flip cover • Conical design spout • 20cm Base • Ergonomic designed cool hold anti-slip handle • Suitable for Gas/Ceran/Induction Hob

R 2 799



OPTIONAL COLOURS:



KLF03CRSA (Vintage cream)

ELECTRIC KETTLE

1.7L jug capacity (7 cups) • RapidBoil technology (boils 1L/4 cups in under 2min) • Auto shut-off at 100°C • Removable stainless steel limescale filter • SoftTouch opening lid • Concealed heating element • 360° swivel base with built-in cord wrap • Anti-slip feet • 2400 W

R 3 999



OPTIONAL COLOURS:



KLF03SBMEU (Matt storm blue)

SPECIAL EDITION MATT ELECTRIC KETTLE

1.7L jug capacity (7 cups) • RapidBoil technology (boils 1L/4 cups in under 2min) • Auto shut-off at 100°C • Removable stainless steel limescale filter • SoftTouch opening lid • Concealed heating element • 360° swivel base with built-in cord wrap • Anti-slip feet • 2400 W

R 4 599



OPTIONAL COLOURS:



KLF04CREU (Vintage cream)

VARIABLE TEMPERATURE KETTLE

1.7L jug capacity (7 cups) • RapidBoil technology (boils 1L/4 cups in under 2min) • 7 temperature settings (ranging from 50-100°) • Auto shut-off at selected temperature • 20min heat and hold function • Acoustic alarm • Removable stainless steel limescale filter • SoftTouch opening lid • Concealed heating element • 360° swivel base with built in cord wrap • Anti-slip feet • 2400 W

R 5 199



OPTIONAL COLOURS:



TSF01CRSA (Vintage cream)

2-SLICE TOASTER

2 extra-wide 36mm toasting compartments (with self-centering racks) • 6 browning levels • Automatic pop-up • 3 pre-set programmes (REHEAT, DEFROST & BAGEL mode) • Removable stainless steel crumb tray • Built-in cord wrap • Anti-slip feet • 950 W

R 3 999



OPTIONAL COLOURS:



RETRO SMALL APPLIANCES

50's Style Collection

*RRP (incl. VAT)

TSF01SBMEU (Matt storm blue)

SPECIAL EDITION MATT 2-SLICE TOASTER



2 extra-wide 36mm toasting compartments (with self-centering racks) • 6 browning levels • Automatic pop-up • 3 pre-set programmes (REHEAT, DEFROST & BAGEL mode) • Removable stainless steel crumb tray • Built-in cord wrap • Anti-slip feet • 950 W

OPTIONAL COLOURS:



TSF01BLMSA
MATT BLACK



TSF01CHMSA
MATT CHAMPAGNE



TSF01EGMSA
MATT EMERALD



TSF01WHMSA
MATT WHITE

R 4 599

TSF02CRSA (Vintage cream)

4-SLICE TOASTER



2 extra-wide, double length, 36mm toasting compartments (with self-centering racks) • 6 browning levels • Automatic pop-up • 3 pre-set programmes (REHEAT, DEFROST & BAGEL mode) • Removable stainless steel crumb tray • Built-in cord wrap • Anti-slip feet • 1500 W

OPTIONAL COLOURS:



TSF02BLSA
BLACK



TSF02PBSA
PASTEL BLUE



TSF02PGSA
MINT



TSF02PKSA
PASTEL PINK



TSF02RDSA
FIERY RED



TSF02WHEU
ICE-WHITE

R 5 299

TSF03CREU (Vintage cream)

4-SLICE SQUARE TOASTER



4 extra-wide single, double length, 36mm toasting compartments (with self-centering racks) • Multifunctional interface with 2 independent toasting zones each with 6 browning levels and 3 pre-set programmes (REHEAT, DEFROST & BAGEL mode) • Automatic pop-up • 2 Removable stainless steel crumb tray • Built-in cord wrap • Anti-slip feet • 2000 W

OPTIONAL COLOURS:



TSF03BLEU
BLACK



TSF03PBEU
PASTEL BLUE



TSF03PGEU
MINT



TSF03PKEU
PASTEL PINK



TSF03RDSA
FIERY RED



TSF03WHEU
ICE-WHITE

R 5 799

CJF11CREU (Vintage cream)

CITRUS JUICER



Sensor activated juicing system • Premium Tritan™ BPA-FREE juicing bowl and lid • Stainless steel strainer, reamer and anti-drip spout • Non-corrosive and dishwasher safe removable components • Built-in cord wrap • Anti-slip feet • 70 W • Anti-clockwise rotation

OPTIONAL COLOURS:



CJF11BLEU
BLACK



CJF01PBSA
PASTEL BLUE



CJF01PGSA
MINT



CJF01PKSA
PASTEL PINK



CJF01RDSA
FIERY RED



CJF11WHEU
ICE-WHITE

R 3 599

HBF03CREU (Vintage cream)

HAND BLENDER



4 speed power control with turbo function • Soft touch control with dial control to increase/decrease speed • Detachable Stainless-steel blade with FlowBlend™ system • Anti-slip grip handle • 700 W • Turbo Button. **Accessories included:** 1,4 Lt BPA-free Tritan™ renew beaker • BPA-free Tritan™ renew beaker with s shape blade and 0,5 LT capacity • Stainless steel whisk.

OPTIONAL ACCESSORIES:

Stand **HBHD01**

Food Processor **HBF11**

OPTIONAL COLOURS:



HBF03BLEU
BLACK



HBF03PBEU
PASTEL BLUE



HBF03RDEU
FIERY RED



HBF03WHEU
ICE-WHITE

R 2 599

R 799

R 1 999

RETRO SMALL APPLIANCES

50's Style Collection

*RRP (incl. VAT)

HMF01CRSA (Vintage cream)

HAND MIXER



Powerful motor with turbo function • User friendly backlit LED display • 9 speed power control • Smooth-Start function • Minute and second count up timer • Overload motor protection • Integrated cord • Anti-slip feet • 250 W. **Accessories included:** Cotton accessory storage bag • 2 stainless steel wire whisks • 2 stainless steel optimus beaters • 2 stainless steel dough hooks (all accessories are dishwasher safe).

R 2999

OPTIONAL COLOURS:



HMF01BLEU
BLACK



HMF01PBSA
PASTEL BLUE



HMF01PGSA
MINT



HMF01PKSA
PASTEL PINK



HMF01RDSA
FIERY RED



HMF01WHEU
ICE-WHITE

SMF03CRSA (Vintage cream)

STAND MIXER



Full colour edition • 4.8L brushed stainless steel mixing bowl • Powerful direct drive motor • Optimised Planetary Motion mixing system • 10 speed power control • Smooth-Start function • Overload motor protection • Accessory port for optional stand mixer attachments • Safety lock (when the head is tilted up) • Built-in cord wrap • Anti-slip feet • 800 W. **Accessories included:** FlexEdge™ stainless steel beater with silicon non-stick coating (for creaming and beating soft ingredients) • Aluminium beater • Aluminium dough hook • Stainless steel whisk • Pouring shield

R 10 699

OPTIONAL COLOURS:



SMF03BLSA
BLACK



SMF03PBEU
PASTEL BLUE



SMF03PGSA
MINT



SMF03PKEU
PASTEL PINK



SMF03RDSA
FIERY RED



SMF03WHEU
ICE-WHITE



SMF03GRSA
SLATE GREY

BLF03CRSA (Vintage cream)

TABLETOP BLENDER



1.5L TRITAN™ RENEW BPA-FREE jug capacity (6 cups) • Removable, double stainless steel blade system (dishwasher safe) • 4 speed power control • 4 pre-set programmes: Ice crush, smoothie, green smoothie and auto clean • 18000 rpm max spin speed • Smooth-Start function • Overload motor protection • Built-in cord wrap • Anti-slip feet • 800 W

R 6 199

OPTIONAL ACCESSORY:

Smeg Bottle-to-Go BGF03

600ml TRITAN™ BPA-FREE bottle-to-go accessory with removable stainless-steel blade assembly system • Dishwasher safe components • Optional accessory compatible with Smeg Jug Blender

R 899

OPTIONAL COLOURS:



BLF03BLSA
BLACK



BLF03PBSA
PASTEL BLUE



BLF03PGSA
MINT



BLF03PKEU
PASTEL PINK



BLF03RDSA
FIERY RED



BLF03WHSa
ICE-WHITE

PBF01CREU (Vintage cream)

PERSONAL BLENDER



2 x 600ml TRITAN™ renew BPA-FREE bottle-to-go • Removable, double stainless steel blade system (dishwasher safe) • 2 speed power control • 300 W • 24000 max spin speed • Overload motor protection • Built-in cord wrap • Anti-slip feet • Backlit Control Knob

R 2 699

OPTIONAL COLOURS:



PBF01BLEU
BLACK



PBF01PBEU
PASTEL BLUE



PBF01PGEU
MINT



PBF01PKEU
PASTEL PINK



PBF01RDEU
FIERY RED



PBF01WHEU
ICE-WHITE

RETRO SMALL APPLIANCES

50's Style Collection

*RRP (incl. VAT)

EGF03CREU (Vintage cream)

ALL-IN-ONE ESPRESSO COFFEE MACHINE



Built-in grinder & milk frother • Double Thermoblock™ brewing system • 20 bar extraction • Removable 2.4L water tank • Stainless steel portafilter (with 1 and 2 cup filter accessories included) • Single or double coffee preparation function • Extraction pressure manometer • 250gr Coffee bean container with twist lock system • Stainless steel conical burr • Adjustable grinding with 6 Grinding settings (Medium, Fine, Superfine) • Professional Steam Wand with 2 intensity levels (warm milk and foam) • Adjustable coffee temperature • Option to adjust water hardness • Adjustable stand-by function 10min; 30min; 40min & 1hr • Stainless steel passive cup warmer and holder • Anti-slip feet • 1650 W. **Accessories included:** Double Wall 1 Cup Filter • Single wall Cup Filter • Double Wall 2 Cup Filter • Single wall 2 Cup Filter • Tamper • Milk Jug • Cleaning Brushes • Water Hardness test strip • Steam wand Cleaning needle • Silicone disk for group cleaning.

R 14 499

OPTIONAL COLOURS:



EGF03BLEU
BLACK



EGF03PREU
PASTEL BLUE



EGF03RDEU
FIERY RED



EGF03WHEU
ICE-WHITE

Special Order*

ECF02CREU (Vintage cream)

ESPRESSO COFFEE MACHINE



Thermoblock™ brewing system • 15 bar extraction • Removable 1.1L water tank • Stainless steel portafilter (with 1 and 2 cup and soft pod filter accessories included) • Single or double coffee preparation function • Milk froth function • Adjustable coffee temperature • Option to adjust water hardness • Adjustable stand-by function (10min; 30min & 1hr) • Anti-drip system with removable drip tray (to accommodate larger cups) • Stainless steel cup warmer and holder • Anti-slip feet • 1350 W
Can be used with Coffee Grinder (CGF01)

R 8 199

OPTIONAL COLOURS:



ECF02BLEU
BLACK



ECF02RDEU
FIERY RED



ECF02WHEU
ICE-WHITE

CGF01CRSA (Vintage cream)

MULTIFUNCTION COFFEE GRINDER



350gr Tritan™ Coffee bean container with twist lock system • Stainless steel conical burr • Antistatic system • Adjustable grinding with 30 Grinding levels (Fine, Medium, Coarse) • 8 Pre-set programmes include 2 espresso coffee functions & 6 Filter coffee and French press functions • Manual function • Adjustable coffee quantity • 150 W. Accessories included: Powder container support • Centring filter support • Cleaning brush • 130gr Tritan™ Ground coffee container.
Can be used with Coffee Machines (ECF01/02 & DCF02)

R 2 599

OPTIONAL COLOURS:



CGF01BLSA
BLACK



CGF01RDSA
FIERY RED



CGF01WHSA
ICE-WHITE

DCF02CRSA (Vintage cream)

FILTER COFFEE MACHINE



10-cup / 1.25L coffee capacity • 1.4L water tank with water level indicator • Adjustable aroma intensity levels (light or Intense) • 1-4 cup function • 40min keep warm function • Auto-start mode (with option to pre-select aroma intensity preference) • Reusable coffee filter with handle • Option to adjust water hardness • Descaling indicator • Anti-drip system • Anti-slip feet • 1050 W • Digital LED display and 24hr clock • Measuring scoop accessory for coffee grounds included. **Can be used with Coffee Grinder (CGF01)**

R 4 599

OPTIONAL COLOURS:



DCF02BSA
BLACK



DCF02PBSA
PASTEL BLUE



DCF02PGSA
MINT



DCF02RDSA
FIERY RED



DCF02WHSA
ICE-WHITE

RETRO SMALL APPLIANCES

50's Style Collection

*RRP (incl. VAT)

DCF02SBMEU (Matt storm blue)

NEW SP. EDITION MATT FILTER COFFEE MACHINE



1.25L / 10 cup glass coffee holder • 1.4L water tank with water level indicator • Adjustable aroma intensity levels (light or Intense) • 1-4 cup function • 40min keep warm function • Auto-start mode (with option to pre-select aroma intensity preference) • Reusable coffee filter with handle • Option to adjust water hardness • Descaling indicator • Anti-drip system • Anti-slip feet • 1050 W • Digital LED display and 24hr clock • Measuring scoop accessory for coffee grounds included. **Can be used with Coffee Grinder (CGF01)**

R 4 999

OPTIONAL COLOURS:



DCF02BLMEU
MATT BLACK

MFF11CREU (Vintage cream)

MILK FROTHER



600ml Stainless steel jug (dishwasher safe) • Tritan™ Lid and Measuring cup • Induction system with automatic switch off • Milk and Hot Chocolate heating capacity: 600 ml / 2.5 cup • 1 cup milk frothing capacity • 6 Pre-set functions: Hot Chocolate & Hot Milk function • Hot Froth Function: Light & Dense option • Cold Froth Function: Light & Dense option • Manual function available • Removable Carafe • 500 W • Integrated cord. **Accessories included:** Smooth disk for heating • Notched disk for frothing.

R 2 999

OPTIONAL COLOURS:



MFF11BLEU
GLOSSY BLACK



MFF11RDEU
FIERY RED



MFF11WHS
ICE-WHITE

MFF02CREU (Vintage Black)

COMING SOON MILK FROTHER



180ml Milk frother with ceramic non-stick coating • Removable whisk for easy cleaning • Tritan™ dishwasher safe lid • 180ml max heating capacity • 120ml max frothing capacity • 60ml minimum capacity • 3 Pre-set functions (hot foam, hot milk & cold foam) • Automatic switch-off • 500 W power range • 360° Chromed swivel base • Anti-slip feet

R 1 999

OPTIONAL COLOURS:



MFF02BLEU
BLACK



MFF02PBEU
PASTEL BLUE



MFF02PGEU
MINT



MFF02RDEU
RED



MFF02WHEU
WHITE

RETRO SMALL APPLIANCES

Dolce&Gabbana 'Sicily is my Love' Collection

*RRP (incl. VAT)

KLF03DGSA

DOLCE&GABBANA ELECTRIC KETTLE



Silk screen & lithography Dolce&Gabbana art inspired print motif • 1.7L (7 cups) • RapidBoil technology (boils 1L/4 cups in under 2 min) • SoftTouch opening lid • Detachable swivel base (with built-in cord wrap) • 2400 W

R 13 999

TSF01DGSA

DOLCE&GABBANA 2-SLICE TOASTER



Silk screen & lithography Dolce&Gabbana art inspired print motif • 2-slice toaster • Extra-wide toasting compartments (with self-centering racks) • 6 automatic browning levels • REHEAT, DEFROST & BAGEL pre-set options • Removable stainless steel crumb tray • Built-in cord wrap • 950 W

R 13 999

CJF01DGSA

DOLCE&GABBANA CITRUS JUICER



Silk screen & lithography Dolce&Gabbana art inspired print motif • Sensor activated juicing system • Tritan™ BPA FREE juicing bowl & lid • Stainless steel removable components (dishwasher safe) • Built-in cord wrap • 70 W

R 9 999

Dolce&Gabbana 'Blu Mediterraneo' Collection

KLF03DGBEU

NEW DOLCE&GABBANA BLU MEDITERRANEO ELECTRIC KETTLE



Silk screen & lithography Dolce&Gabbana art inspired print motif • 1.7L (7 cups) • RapidBoil technology (boils 1L/4 cups in under 2 min) • SoftTouch opening lid • Detachable swivel base (with built-in cord wrap) • 2400 W

R 13 999

TSF01DGBEU

NEW DOLCE&GABBANA BLU MEDITERRANEO 2-SLICE TOASTER



Silk screen & lithography Dolce&Gabbana art inspired print motif • 2-slice toaster • Extra-wide toasting compartments (with self-centering racks) • 6 automatic browning levels • REHEAT, DEFROST & BAGEL pre-set options • Removable stainless steel crumb tray • Built-in cord wrap • 950 W

R 13 999

RETRO SMALL APPLIANCES

Dolce&Gabbana 'Sicily is my Love' Collection

*RRP (incl. VAT)

CJF01DGBEU

NEW DOLCE&GABBANA BLU MEDITERRANEO CITRUS JUICER



Silk screen & lithography Dolce&Gabbana art inspired print motif • Sensor activated juicing system • Tritan™ BPA FREE juicing bowl & lid • Stainless steel removable components (dishwasher safe) • Built-in cord wrap • 70 W

R 13 999

ECF02DGBEU

NEW DOLCE&GABBANA BLU MEDITERRANEO ESPRESSO COFFEE MACHINE



Silk screen & lithography Dolce&Gabbana art inspired print motif • Thermoblock™ brewing system • 15 bar extraction • Removable 1.1L water tank • Stainless steel portafilter (with 1 and 2 cup and soft pod accessories included) • Single or double coffee preparation function • Milk froth function • Adjustable coffee temperature • Option to adjust water hardness • Adjustable stand-by function (10min; 30min & 1hr) • Anti-drip system with removable drip tray (to accommodate larger cups) • Stainless steel cup warmer and holder • Anti-slip feet • 1350 W

R 27 999

CGF01DGBEU

NEW DOLCE&GABBANA BLU MEDITERRANEO COFFEE GRINDER



Silk screen & lithography Dolce&Gabbana art inspired print motif • 350gr Tritan™ Coffee bean container with twist lock system • Stainless steel conical burr • Antistatic system • Adjustable grinding with 30 Grinding levels (Fine, Medium, Coarse) • 8 Pre-set programmes include 2 espresso coffee functions & 6 Filter coffee and French press functions • Manual function • Adjustable coffee quantity • 150 W

ACCESSORIES INCLUDED:

Powder container support • Centring filter support • Cleaning brush • 130gr Tritan™ Ground coffee container

R 15 999

MFF01DGBEU

NEW DOLCE&GABBANA BLU MEDITERRANEO MILK FROTHER



Silk screen & lithography Dolce&Gabbana art inspired print motif • 600ml Stainless steel jug (dishwasher safe) • Tritan™ Lid and Measuring cup • Induction system with automatic switch off • Milk and Hot Chocolate heating capacity: 600 ml / 2.5 cup • 1 cup milk frothing capacity • 6 Pre-set functions: Hot Chocolate & Hot Milk function • Hot Froth Function: Light & Dense option • Cold Froth Function: Light & Dense option • Manual function available • Removable Carafe • 500 W • Integrated cord

ACCESSORIES INCLUDED:

Smooth disk for heating • Notched disk for frothing

R 13 999

RETRO SMALL APPLIANCES

Optional Attachments & Accessories

*RRP (incl. VAT)

TSSR01/02 & TSBW01/02	TOASTER ACCESSORIES	
	<p>SANDWICH RACK Set of 2 sandwich racks • Steel grill with specially designed aluminium tray on the bottom to help prevent spills inside the toaster • Cool touch heat resistant handles</p> <p>Sandwich rack set for TSF01 & TSF03 toasters (TSSR01) Sandwich rack set for TSF02 toaster (TSR02)</p>	<p>R 719 R 1 029</p>
	<p>BUN WARMER Bun warmer accessory • Steel grill • Cool touch heat resistant handles Bun warmer for TSF01 & TSF03 toasters (TSBW01) Bun warmer for TSF02 toaster (TSBW02)</p>	<p>R 509 R 719</p>
HBFP11	FOOD PROCESSOR ACCESSORY	
	<p>Hand blender attachment • 1.5L capacity Tritan™ Renew BPA-free dishwasher safe bowl • Reversible stainless steel shredding disc for coarse or fine shredding • Adjustable slicer disc (0 - 6 mm) • Emulsifying whipping disc • Stainless steel S-blades • Anti-slip feet and removable gear box • Optional accessory compatible with Smeg Hand Blender (HBF)</p>	<p>R 1 999</p>
SMPC01	PASTA ROLLER, FETTUCCINE & TAGLIOLINI PASTA CUTTER ACCESSORY SET	
	<p>Stand mixer attachments • Electronic • Chrome steel body • Anodized aluminium alloy roller and cutters • Cleaning brush accessory included</p> <p>*AVAILABLE BY SPECIAL ORDER ONLY</p>	<p>R 4 599</p>
SMFC01	FETTUCCINE PASTA CUTTER ACCESSORY	
	<p>Stand mixer attachment • Electronic • Chrome steel body • Anodized aluminium alloy cutter</p> <p>*AVAILABLE BY SPECIAL ORDER ONLY</p>	<p>R 2 049</p>
SMIC01	ICE CREAM MAKER ACCESSORY	
	<p>Stand mixer attachment • Compact double wall cooling bowl • Produces up to 1.1 litres of ice cream, sorbet or frozen yoghurt at a time • Maintains -10°C temperature for 2 hours once the bowl has been frozen Makes ice cream in just 20 - 30 minutes (pre-freeze the bowl beforehand) • Includes the mixing beater with a magnetised beater adapter • Features a cooling container ring adapter with a funnel for easy pouring • Comes with a Tritan BPA-free transparent lid and ice cream spatula • Easy to assemble • Optional accessory only compatible with Smeg Stand Mixers that have a stainless steel bowl (SMF02 & SMF03)</p>	<p>R 2 349</p>
SMB401	STAINLESS STEEL MIXING BOWL ACCESSORY	
	<p>Stand mixer attachment • 4.8L high polished stainless-steel mixing bowl with ergonomic handle • UltraRobust raised base • Dishwasher safe • Compatible with the full range of Smeg Stand Mixers</p> <p>CAPACITY GUIDELINES: White eggs max 12/min 3 • Cake dough max 2.8Kg • Bread/pizza/pasta dough max 1.3Kg • Whipped cream max 1L</p>	<p>R 2 099</p>

RETRO SMALL APPLIANCES

Optional Attachments & Accessories

*RRP (incl. VAT)

SMMG01

MULTIPURPOSE FOOD MINCER & GRINDER ACCESSORY



Stand mixer attachment • Optional accessory compatible with the full range of Smeg Stand Mixers • Aluminium alloy body, ferrule and cochlea • 3 stainless steel discs for mincing (coarse Ø8mm, medium Ø4.2mm, fine Ø3mm) • Sausage stuffer and kebab maker accessories • Silicon cleaning brush included • Dishwasher safe components

R 2 049

SMSG01

ALL-IN-ONE GRATER & SLICER ACCESSORIES



Stand mixer attachment • Grater attachment and pestle • 4 stainless steel drums for slicing and grating (Fine slicer, medium slicer, medium grater and coarse grater) • Lock/unlock system in stainless steel to facilitate the changing of the drums • Safety grip to make the drums' installation or removal easy and safe • Optional accessory compatible with the full range of Smeg Stand Mixers • Not suitable for a dishwasher

R 2 049

SMFB02

FlexEdge™ BEATER ACCESSORY



Stand mixer attachment • Stainless steel beater with flexible silicone edges. Useful for mixing doughs and soft batters. Compatible with all SMF stand mixers.

R 1 349

SMWW02

WHISK ACCESSORY



Stand mixer attachment • Aluminium body whisk and Stainless steel wire whisk to whip up egg whites, yolks, cream, and make custards and sauces. Compatible with all SMF stand mixers. Not dishwasher safe.

R 819

SMFB01

FLAT BEATER ACCESSORY



Stand mixer attachment • Aluminum flat beater to combine dense mixtures such as those for cakes, frosting, biscuits, and purées. Compatible with all SMF stand mixers.

R 599

SMDH01

DOUGH HOOK ACCESSORY



Stand mixer attachment • Aluminum dough hook to combine and mix leavened doughs, such as those for pasta and pizza, in the best possible way.

R 559

BUILT-IN DESIGN SOLUTIONS

Dolce Still Novo Collection

*RRP (incl. VAT)

SFPR9604TNR (Copper trim)

90x48^{CM} PYROLYTIC TRADITIONAL OVEN

A*



Black Eclipse glass with copper trim • 85L oven (Net capacity) • 150 Preset programmes • 10 functions • 4 cooking levels (telescopic guides included) • Variable grill • 30-280°C temperature range • Quadruple glazed, CoolTouch oven door (with SoftClose door mechanism) • Touch control colour display • 2 halogen lights • Child safety lock • 11 display languages

SPECIAL FEATURES & FUNCTIONS:

Multifunction thermoventilated oven • Thermoseal™ cooking technology • TRIPLE-FAN airflow system • SmartSense™ Plus with 48 pre-set cooking programmes and 10 programmable personal recipe settings • Speed reduction cooling system • Defrost by time & weight • ECO mode • Dough Proving Function • Sabbath Mode • Keep warm function • Delayed start & auto-end function • EverClean Enamel Interior • Pyrolytic self-cleaning function (with Pyrolytic ECO mode and door lock during pyrolysis) • Removable, all glass inner door for easy cleaning

R 88 999

SO6606WAPNR (Copper trim)

60^{CM} OMNICHIEF MICROWAVE, OVEN & 100% STEAM



Black Eclipse glass with copper trim • 68L oven (Net capacity) • 26 Cooking functions • 150 Automatic programmes • 3 + manual steam assisted cooking levels • 10 Customisable Recipes • 30-280°C temperature range • Quadruple glazed, CoolTouch oven door (with SoftClose door mechanism) • Vivo Screen Max Full Touch Display • Child safety lock • 20 display languages • Multi-level LED • 2L water tank capacity • 900W Microwave power range • Steam Range: 20-100%

SPECIAL FEATURES & FUNCTIONS:

Multifunction thermoventilated oven • Steam 100 pro- Steam Technology • Multitech and Twintech cooking technology • Fan Assisted • Delay start and automatic end cooking • Rapid Pre-Heating • Speed Reduction Cooling System • Defrost by time & weight • ECO mode • Sous Vide • Dough Proving Function • Sabbath Mode • BBQ • Airfry • Stone Cooking • Pizza Function • Keep warm function • Delayed start & auto-end function • Easy Clean Enamel Interior • Vapor Clean • Full Glass Inner Door • Probe Cooking • Instant Go • Stirrer

R 111 999

SO6604M2PNR (Copper trim)

NEW 60^{CM} COMBINATION MICROWAVE & OVEN



Black Eclipse glass with copper trim • 68L oven capacity • 20 cooking programmes • 5 cooking levels (telescopic guides included) • 30-280°C temperature range • 900w microwave output • Quadruple glazed, Cool Touch oven door (with Soft Close door mechanism) • Vevo TFT touch control panel • 2 halogen lights • Child safety lock • 20 display languages

SPECIAL FEATURES & FUNCTIONS:

SmartSense™ Plus with 150 pre-set cooking programmes and 10 programmable personal recipe settings • Soften, melt, Popcorn • Rapid Preheat function • Defrost by time & weight • Keep warm function • Delayed start & auto-end function • Airfry, BBQ and Pizza Functions • Easy Clean Enamel Interior • Vapor Clean

R 65 999

SOP6604TPNR (Copper trim)

60^{CM} PYROLYTIC SELF-CLEANING OVEN

A*



70L oven (Net capacity) • 10 functions • 5 cooking levels (telescopic guides included) • Variable grill • 30-280°C temperature range • Quadruple glazed, CoolTouch oven door (with SoftClose door mechanism) • Touch control colour display • 2 halogen lights • Child safety lock • 20 display languages

SPECIAL FEATURES & FUNCTIONS:

Multifunction thermoventilated oven • Thermoseal™ cooking technology • SmartSense™ Plus with 150 pre-set cooking programmes and 10 programmable personal recipe settings • Speed reduction cooling system • Rapid Preheat function • Defrost by time & weight • ECO mode • Proving mode • Sabbath mode • Stone-cooking • Air-fry & BBQ function • Keep warm function • Delayed start & auto-end function • EverClean Enamel Interior • Pyrolytic self-cleaning function (with Pyrolytic ECO mode and door lock during pyrolysis) and removable, all glass inner door for easy cleaning

R 56 999

60^{CM} DOLCE STIL NOVO OVEN OPTIONAL ACCESSORIES:

Double sided BBQ Tray: smooth side for fish & vegetables and ribbed griddle for meat. (BBQ)

Refractory stone: ideal for cooking pizzas, baking breads, focaccia, pies and biscuits. (STONE)

Airfry Tray: Recreating traditional frying but in the oven, with lower calories and less fat. (AIRFRY)

R 3 199

R 3 199

R 1 299

BUILT-IN DESIGN SOLUTIONS

Dolce Still Novo Collection

*RRP (incl. VAT)

SO4604M2PNR (Copper trim)

60x45^{CM} COMPACT COMBINATION MICROWAVE OVEN



Black Eclipse glass with copper trim • 150 Preset Cooking programmes • Convection microwave oven • 40L (Net capacity) • 15 functions • 3 cooking levels (telescopic guides included) • Variable, tilting grill • 30-250°C temperature range • Glazed, CoolTouch oven door (with SoftClose door mechanism) • TFT Touch control colour display • 2 halogen lights • Child safety lock function

SPECIAL FEATURES & FUNCTIONS:

SmartSense™ Plus with 50 pre-set cooking programmes and 10 programmable personal recipe settings • Defrost by time & weight • Delayed start & auto-end function • EverClean Enamel Interior and VapourClean function for easy cleaning • Popcorn/soft/melt function

R 59 999

CMS4604NR (Copper trim)

60x45^{CM} COMPACT COFFEE MACHINE



Black Eclipse glass with copper trim • 15 bar extraction • 13 coffee option • 2.4L water tank • Removable milk jug • Single or double coffee preparation function • **Touch control display** • 4 LED lights • 17 display languages

SPECIAL FEATURES & FUNCTIONS:

Automatic cappuccino maker • 5 adjustable coffee intensity levels • 5 cup sizes • 3 variable temperature settings • Adjustable milk froth setting • Adjustable coffee grinder • Auto start mode and adjustable stand-by function • Pre-heat infuser function • Auto-rinse and descale function

R 59 999

CPRT615NR (Copper trim)

60x15^{CM} WARMER DRAWER



21L warmer drawer capacity (up to 15kg) • SoftClose drawer mechanism • Temperature range up to 30-85°C • 6 Functions including, warming, reheat, defrost, proofing, mug warmer and dish warmer • Fan Assisted Heating • Non-slip drawer liner • Touch Control Display, Timer additional features: Fermentation and Drying (Herbs)

R 17 999

SBC4604WNR (Copper trim)

60x45^{CM} BLAST CHILLER



Black Eclipse glass with copper trim • 34L oven (Gross capacity) • Colour Display • Touch Control Screen • Temperature Probe Cooking • Wi-Fi Connection • 1 x Halogen Light • -25-75°C temperature range

SPECIAL FEATURES & FUNCTIONS:

4 Warming Function • 4 Cold Functions • 10 Automatic programmes • Automatic Cleaning Function • 100 Customisable Recipes • Door Open Alarm • Child safety lock

***AVAILABLE BY SPECIAL ORDER ONLY**

R 106 999

CPV615NR (Copper trim)

60x15^{CM} VACUUM DRAWER



Black glass with copper trim • 6.5L capacity (up to 15kg) • SoftClose drawer mechanism • Vacuum sensor with 10 mbar accuracy • Vacuum in container and preservation cycle • Vacuum levels: Delicate, Preservation and Sous-vide • Reseal function with 3 sealing levels: delicate, medium & maximum • Automatic dehumidification pump cycle • Marinade and infusion chef function

ACCESSORIES INCLUDED:

50 bags for food conservation • 50 bags for sous-vide cooking

OPTIONAL ACCESSORIES:

Set of 3 containers for use with Vacuum drawers (**LIFEBOX**)

50 Sous Vide Bags 20x30cm suitable for use with Vacuum drawers (**VBAG1**)

50 Sous Vide Bags 25x35cm suitable for use with Vacuum drawers (**VBAG2**)

***AVAILABLE BY SPECIAL ORDER ONLY**

R 55 499


R 2 599

R 1 199

R 1 399

BUILT-IN DESIGN SOLUTIONS

Dolce Still Novo Collection

			*RRP (incl. VAT)
CVI638RN3 (Black glass)	60 ^{CM} SEMI-INTEGRATED UNDERCOUNTER WINE COOLER	A	
	38 bottles/114L wine storage (Net capacity) • Double glazed, UV resistant black glass door • Internal LED lighting • Fan assisted ventilation system • 2 fixed Slavonia oak shelves • 3 adjustable Slavonia oak shelves (with telescopic guides) • 2 independent cooling systems & temperature zones (each with 5-20°C adjustable temperature range) • Activated charcoal air filter • Touch control display • Door and temperature alarm • Secure lock at base		R 67 999
	OPTIONAL MODEL: Left hinge (CVI638LN3)		
	PRODUCT DIMENSIONS: 595mm (W) x 820mm (H) x 616mm (D) • Refer to technical drawing for installation Requirements		

BUILT-IN DESIGN SOLUTIONS

Linea Neptune Grey Collection

*RRP (incl. VAT)

SO6102TG (Neptune grey & glass)

60^{CM} GALILEO TRADITIONAL OVEN

A⁺



68L oven (Net capacity) • 10 cooking functions • 5 cooking levels (optional telescopic guides available) • 30-280°C temperature range • Triple glazed, CoolTouch oven door (with SoftClose door mechanism) • LCD Evo Screen • 2 Halogen lights • New Galileo cavity • Child safety lock function

SPECIAL FEATURES & FUNCTIONS:

ECO mode • Rapid preheat function • Defrost by time • Dough proving function • Sabbath Mode • Keep warm function • Delay start & auto-end function • EverClean enamel interior • Vapour Clean and removable, all glass inner door for easy cleaning • Airfry • BBQ • Stone cooking function • Pizza

R 22 499

SO4102M1G (Neptune grey & glass)

60x45^{CM} COMPACT MICROWAVE OVEN



Convection microwave oven with grill • 40L (Net capacity) • 11 functions • 2 cooking levels (optional telescopic guides available) • 30-280°C temperature range • Quadruple glazed, CoolTouch oven door • LCD Evo Screen display • 2 halogen lights • Child safety lock function

SPECIAL FEATURES & FUNCTIONS:

Defrost by time • Delayed start & auto-end function • Rapid preheat function • EverClean Enamel Interior and VapourClean function for easy cleaning • Airfry • BBQ • Stone cooking function • Sabbath • Proving • Pizza • ECO Mode

R 39 999

CMS4104G (Neptune grey & glass)

60x45^{CM} COMPACT COFFEE MACHINE



15 bar extraction • 2.4L water tank • 13 coffee options • Removable milk jug • Steam dispenser • Stainless steel conical grinder • Coffee granules compartment • Ground coffee compartment • Used coffee waste container • Touch control colour display • 4 LED lights • 17 display languages • Child safety lock function

SPECIAL FEATURES & FUNCTIONS:

Automatic cappuccino maker • Single or double coffee preparation function • 5 adjustable coffee intensity levels • 5 cup sizes • 3 variable temperature settings • Adjustable milk froth setting • Adjustable coffee grinder • Auto-start mode • Pre-heat infuser function • Auto-rinse and descale function

R 49 999

CPRT115G (Neptune grey)

60x15^{CM} WARMER DRAWER



21L warmer drawer capacity (up to 15kg) • SoftClose drawer mechanism • Temperature range up to 85°C • 6 Functions including, warming, reheat, defrost, proofing, mug warmer and dish warmer • Fan Assisted Heating • Non-slip drawer liner • Touch Control Display, Timer additional features: Fermentation and Drying (Herbs)

R 17 999

BUILT-IN DESIGN SOLUTIONS

Linea Midnight Black Collection

*RRP (incl. VAT)

SO6102TB3 (Black glass)

60^{CM} GALILEO TRADITIONAL OVEN

A⁺



68L oven (Net capacity) • 10 cooking functions • 5 cooking levels (optional telescopic guides available) • 30-280°C temperature range • Triple glazed, CoolTouch oven door (with SoftClose door mechanism) • Evo Screen • 2 Halogen lights • New Galileo cavity • Child safety lock function

SPECIAL FEATURES & FUNCTIONS:

ECO mode • Rapid preheat function • Defrost by time • Dough proving function • Sabbath Mode • Keep warm function • Delay start & auto-end function • EverClean enamel interior • Vapour Clean and removable, all glass inner door for easy cleaning • Airfry • BBQ • Stone cooking function • Pizza

R 22 499

SF6101TB3 (Black glass)

60^{CM} ELECTRIC OVEN

A⁺



70L (Net capacity) • 10 Cooking functions • 5 cooking levels (optional telescopic guides available) • 30-280°C temperature range • Triple glazed, CoolTouch oven door • LCD display • 1 halogen light • Child safety lock function • Fan Assisted Heating

SPECIAL FEATURES & FUNCTIONS:

Defrost by time • Delayed start & auto-end function • EverClean Enamel Interior and VapourClean function for easy cleaning • Rapid preheat function • Keep warm function • Sabbath Mode • Dough proving function • Pizza • ECO mode

R 14 299

SO4102M1B3 (Black glass)

60x45^{CM} COMPACT MICROWAVE OVEN



Convection microwave oven with grill • 40L (Net capacity) • 11 functions • 2 cooking levels (optional telescopic guides available) • 30-250°C temperature range • Quadruple glazed, CoolTouch oven door • Evo Screen LCD display • 2 halogen lights • Child safety lock function

SPECIAL FEATURES & FUNCTIONS:

Defrost by time • Delayed start & auto-end function • EverClean Enamel Interior and VapourClean function for easy cleaning • Airfry • BBQ • Stone cooking function • Rapid preheat function • Keep warm function • Sabbath Mode • Dough proving function • ECO mode

R 39 999

CMS4104B3 (Black glass)

60x45^{CM} COMPACT COFFEE MACHINE



15 bar extraction • 2.4L water tank • 13 coffee options • Removable milk jug • Steam dispenser • Stainless steel conical grinder • Coffee granules compartment • Ground coffee compartment • Used coffee waste container • Touch control colour display • 4 LED lights • 17 display languages • Child safety lock function

SPECIAL FEATURES & FUNCTIONS:

Automatic cappuccino maker • Single or double coffee preparation function • 5 adjustable coffee intensity levels • 5 cup sizes • 3 variable temperature settings • Adjustable milk froth setting • Adjustable coffee grinder • Auto-start mode • Pre-heat infuser function • Auto-rinse and descale function

R 49 999

BUILT-IN DESIGN SOLUTIONS

Linea Midnight Black Collection

*RRP (incl. VAT)

FMI125N (Black glass)

60x38^{CM} COMPACT MICROWAVE OVEN



26L microwave oven with grill (Gross capacity) • 25L (Net capacity) • 6 functions • 8 automatic programmes • 900 W microwave output power • Touch control TFT display • 1 incandescent light • Child safety lock Function

SPECIAL FEATURES & FUNCTIONS:

Defrost by time & weight • Pizza • Full Grill • Highly reflective stainless steel interior

R 16 499

CPR115B3 (Black glass)

60x15^{CM} WARMER DRAWER



21L warmer drawer capacity (up to 15kg) • SoftClose drawer mechanism • Temperature range up to 85°C • 6 Functions including, warming, reheat, defrost, proofing, mug warmer and dish warmer • Fan Assisted Heating • Non-slip drawer liner

R 14 499

Classic Collection

SF9390X1SA (Stainless steel)

90x60^{CM} EXTRA VOLUME TRADITIONAL OVEN

A⁺



Stainless steel and Black Eclipse glass • 115L oven (Net capacity) • 9 cooking functions • 5 cooking levels (telescopic guides included) • 30-280°C temperature range • Triple glazed, CoolTouch oven door • LCD display • 2 halogen lights • Child safety lock function

SPECIAL FEATURES & FUNCTIONS:

Multifunction thermoventilated oven • Thermoseal™ cooking technology • Triple-fan airflow system • SmartSense™ Plus with 20 pre-set cooking programmes • Speed reduction cooling system • Defrost by time & weight • Keep warm function • Delayed start & auto end function • EverClean enamel interior • VapourClean and removable, all glass inner door for easy cleaning

R 32 999

SFR93M3TVX (Stainless steel)

90x48^{CM} EXTRA VOLUME TRADITIONAL OVEN

A



Stainless steel with Black Eclipse glass • 85L oven (Net capacity) • 8 cooking functions • 4 cooking levels • 50-250°C temperature range • Triple glazed, CoolTouch oven door • SoftTouch controls • 1 halogen light

SPECIAL FEATURES & FUNCTIONS:

Multifunction thermoventilated oven • Thermoseal™ cooking technology • Speed reduction cooling system • Auto end cooking function • EverClean enamel interior • VapourClean and removable, all glass inner door for easy cleaning

R 26 999

SF7302TX (Stainless steel)

70^{CM} EXTRA VOLUME TRADITIONAL OVEN

A



Stainless steel and Black Eclipse glass • 77L oven (Net capacity) • 10 cooking functions • 4 cooking levels (optional telescopic guides available GTA-6) • 30-280°C temperature range • Double glazed, CoolTouch oven door • LCD EVO Screen display • 2 halogen lights • Child safety lock function

SPECIAL FEATURES & FUNCTIONS:

Multifunction thermoventilated oven • Thermoseal™ cooking technology • Sabbath • Proving • Rapid preheat function • Defrost by time & weight • Keep warm function • Delayed start & auto end function • EverClean enamel interior • VapourClean and removable, all glass inner door for easy cleaning

R 32 999

BUILT-IN DESIGN SOLUTIONS

Universal Range

*RRP (incl. VAT)

DOSF6300X (Stainless steel)

60^{CM} EXTRA-VOLUME DOUBLE OVEN

A



Stainless steel and Black Eclipse glass • **MAIN OVEN:** 70L oven (Net capacity) • 4 cooking functions • 5 cooking levels • 50-250°C temperature range • Triple glazed, CoolTouch oven door • **AUXILIARY OVEN:** 35L oven (Net capacity) • 4 cooking functions • 2 cooking levels • 50-270°C temperature range • Triple glazed, CoolTouch oven door • LCD display • 1 halogen lights • Child safety lock function

SPECIAL FEATURES & FUNCTIONS:

MAIN OVEN: Multifunction thermoventilated oven • Thermoseal™ cooking technology • Speed reduction cooling system • Delayed start & auto end function • EverClean enamel interior • Removable inner glass door for easy cleaning

R 26 999

SO6303APX (Stainless steel)

60^{CM} OMNICHIEF MICROWAVE, OVEN & 100% STEAM



Stainless Steel with Black Eclipse glass • 68L oven (Net capacity) • 26 cooking functions • 150 Automatic programmes • 3 + Manual Steam assisted levels • 10 Customisable programmes • 30-280°C temperature range • CoolTouch oven door (with SoftClose door mechanism) • Vivo Screen • TFT Display Technology • 2 x Multilevel LED • Child safety lock • Steam Range: 20-100%

SPECIAL FEATURES & FUNCTIONS:

Multifunction thermoventilated oven • Twintech cooking technology • Fan Assisted • Delay start and automatic end cooking • Rapid Pre-Heating • Speed Reduction Cooling System Defrost by time & weight • ECO mode • Sous Vide • Dough Proving Function • Sabbath Mode • BBQ • Airfry • Stone Cooking • Pizza Function • Keep warm function • Delayed start & auto-end function • Easy Clean Enamel Interior • Vapor Clean • Full Glass Inner Door • Probe Cooking • Instant Go • Stirrer

R 89 999

SO6302M2X (Stainless steel)

60^{CM} COMBINATION MICROWAVE OVEN



68L oven (Net capacity) • 11 cooking functions • 5 cooking levels (telescopic guides included) • 30-280°C temperature range • Quadruple glazed, CoolTouch oven door (with SoftClose door mechanism) • Evo Screen • 2 halogen lights • Child safety lock

SPECIAL FEATURES & FUNCTIONS:

SpeedWaveXL™ cooking technology • Speed reduction cooling system • Rapid preheat function • Defrost by time • Proving mode • Sabbath mode • Stone-cooking • Air-fry & BBQ function • Pop-corn mode • Delayed start & auto-end function • Melt, Soften & Keep warm function • Delayed start & auto end function • EverClean enamel interior • VapourClean and removable, all glass inner door for easy cleaning

R 34 999

BUILT-IN DESIGN SOLUTIONS

Classic Collection

*RRP (incl. VAT)

SO6302S3PX (Stainless steel)

60^{CM} COMBINATION STEAM OVEN (While stocks last)

A+



67L steam oven (Net capacity) • 12 cooking functions • 5 cooking levels (optional telescopic guides available) • 30-280°C temperature range (easy fit temperature probe included) • Triple glazed, CoolTouch oven door (with SoftClose door mechanism) • Evo Screen • 2 halogen lights • Child safety lock

SPECIAL FEATURES & FUNCTIONS:

Steam100™ cooking technology for 100% humidity • Fill & Hide water loading system • 800ml water tank • Speed reduction cooling system • Rapid preheat function • Defrost by time • Dough proving function • Sabbath mode • Air-fry & BBQ function • Delayed start & auto-end function • EverClean Enamel Interior and VapourClean function for easy cleaning

OPTIONAL ACCESSORIES:

Telescopic guides (GTVV2)

R 34 999

R 1099

SO6302TX (Stainless steel)

60^{CM} GALILEO TRADITIONAL OVEN

A+



Stainless steel with Black Eclipse glass • 68L oven (Net capacity) • 10 cooking functions • 5 cooking levels with tilting grill • 30-280°C temperature range • Triple glazed, CoolTouch oven door • Evo Screen • 2 halogen lights

SPECIAL FEATURES & FUNCTIONS:

Multifunction thermoventilated oven • Thermoseal™ cooking technology • Speed reduction cooling system • ECO mode • Rapid preheat function • Defrost by time & weight • Dough proving function • Sabbath Mode • Keep warm function • Delay start & auto-end function • EverClean enamel interior • VapourClean and removable, all glass inner door for easy cleaning • Airfry • BBQ • Stone cooking function

R 18 499

SF6301TVX (Stainless steel)

60^{CM} TRADITIONAL OVEN

A+



70L oven (Net capacity) • 10 cooking functions • 5 cooking levels with grill • 30-280°C temperature range • Triple glazed, CoolTouch oven door • SoftTouch controls • LCD digital Compact Screen • 1 halogen light • Child safety lock

SPECIAL FEATURES & FUNCTIONS:

Multifunction thermoventilated oven • Thermoseal™ cooking technology • Delayed start & auto end function • ECO mode • Defrost by time • 70lt & Pizza Function • Proving mode • Sabbath mode • Stone Cooking • EverClean enamel interior • VapourClean and removable, all glass inner door for easy cleaning

R 13 299

SF6385XSA (Stainless steel)

60^{CM} TRADITIONAL OVEN

A



Stainless steel and Black Eclipse glass • 70L oven (Net capacity) • 8 cooking functions • 5 cooking levels (optional telescopic guides) • 50-250°C temperature range • Triple glazed, CoolTouch oven door • SoftTouch controls • 1 halogen light • Child safety lock function

SPECIAL FEATURES & FUNCTIONS:

Multifunction thermoventilated oven • Thermoseal™ cooking technology • Speed reduction cooling system • EverClean enamel interior • VapourClean and removable, all glass inner door for easy cleaning

R 11 299

SO6 LINEA & CLASSIC RANGE OPTIONAL ACCESSORIES:

Double sided BBQ Tray: smooth side for fish & vegetables and ribbed griddle for meat. (BBQ)

Refractory stone: ideal for cooking pizzas, baking breads, focaccia, pies and biscuits. (STONE)

Airfry Tray: Recreating traditional frying but in the oven, with lower calories and less fat. (AIRFRY)

R 3 199

R 3 199

R 1 299

BUILT-IN DESIGN SOLUTIONS

Classic Collection

*RRP (incl. VAT)

CMS4303X (Stainless steel)

60x45^{CM} COMPACT COFFEE MACHINE



15 bar extraction • 13 coffee options • 2.4L water tank • Removable milk jug • Steam dispenser • Stainless steel conical grinder • Ground coffee compartment • Used coffee waste container • LCD display • 4 LED lights • 17 display languages

SPECIAL FEATURES & FUNCTIONS:

TFT Display & 6 User Profiles • Automatic cappuccino maker • Single or double coffee preparation function • 5 adjustable coffee intensity levels • 5 cup sizes • 3 variable temperature settings • Adjustable milk froth setting • Adjustable coffee grinder • Auto-start mode • Pre-heat infuser function • Auto-rinse and descale function

R 49 999

SO4302M1X (Stainless steel)

60x45^{CM} COMPACT COMBINATION MICROWAVE OVEN



Stainless steel and Black Eclipse glass • 40L microwave (Net capacity) • 11 Cooking functions • 2 cooking levels (optional telescopic guides available) • 30-280°C temperature range • Quadruple glazing • LCD Evo Screen Display • 2 halogen lights • Child safety lock function

SPECIAL FEATURES & FUNCTIONS:

Defrost by time • Proving • Stone Cooking • BBQ • Air-Fry • Pizza • Delayed start & auto-end function • EverClean Enamel Interior and Vapor Clean function for easy cleaning

OPTIONAL ACCESSORIES:

Telescopic guides (GTT2)

R 32 999

R 1 099

SO4301M0X (Stainless steel)

60x45^{CM} COMPACT MICROWAVE OVEN WITH GRILL



Stainless steel and Black Eclipse glass • 40L microwave (Net capacity) • 4 Cooking functions • 3 cooking levels (optional telescopic guides available) • 50-250°C temperature range • Quadruple Glazing • 4 Door Glasses • LCD Compact Screen display • 1 halogen light • Child safety lock function

SPECIAL FEATURES & FUNCTIONS:

Defrost by time • Delayed start & auto-end function • EverClean Enamel Interior for easy cleaning.

OPTIONAL ACCESSORIES:

Telescopic guides (GTT2)

R 29 999

R 1 099

FMI325X (Stainless steel)

60x38^{CM} COMPACT MICROWAVE OVEN



Stainless steel and Black Eclipse glass • Microwave oven with grill • 25L (Net capacity) • 6 functions • 8 pre-set programmes • 900 W microwave output power • Touch control LCD display • 1 LED light • Child safety lock

SPECIAL FEATURES & FUNCTIONS:

Defrost by time & weight • Pizza function • QuickStart option • Air cooling system • Highly reflective stainless steel interior

R 17 999

FMI425X (Stainless steel)

60x38^{CM} COMPACT MICROWAVE OVEN



Stainless steel • 25L microwave oven with grill (Net capacity) • 5 functions • 8 pre-set programmes • 900 W microwave output power • LED display • 1 LED light • Child safety lock

SPECIAL FEATURES & FUNCTIONS:

QuickStart option • Air cooling system • Stainless steel interior

R 12 999

60^{CM} CLASSIC OVEN OPTIONAL ACCESSORIES:

Airfry Try: Recreating traditional frying but in the oven, with lower calories and less fat. (AIRFRY)
Telescopic guides (GTT/GTT2)

R 1 299

R 1 099

BUILT-IN DESIGN SOLUTIONS

Classic Collection

*RRP (incl. VAT)

CPR315X (Stainless steel)

60x15^{CM} WARMER DRAWER



21L warmer drawer capacity (up to 15kg) • SoftClose drawer mechanism • Temperature range up to 80°C • 6 Functions including, warming, reheat, defrost, proofing, mug warmer and dish warmer • Fan Assisted Heating • Non-slip drawer liner

R 14 499

CR329X (Stainless steel)

60x29^{CM} EXTRA VOLUME WARMER DRAWER



51L warmer drawer capacity (up to 15kg) • SoftClose drawer mechanism • Temperature range 30°C to 80°C • 6 Functions including, warming, reheat, defrost, proofing, mug warmer and dish warmer • Fan Assisted Heating • Non-slip drawer liner

R 20 499

*AVAILABLE BY SPECIAL ORDER ONLY

CVI338RX3 (Stainless steel & glass)

60^{CM} SEMI-INTEGRATED UNDERCOUNTER WINE COOLER

A



38 bottles/114L (Gross capacity) • 103L wine storage (Net capacity) • Double glazed, UV resistant Black Eclipse glass door • Internal LED lighting • Fan assisted ventilation system • 2 fixed Slavonia oak shelves • 3 adjustable Slavonia oak shelves (with telescopic guides) • 2 independent cooling systems & temperature zones (each with 5-20°C adjustable temperature range) • Active charcoal air filter • Secure lock at base • EasyGuide LED display • Door and temperature alarm

R 62 999

OPTIONAL MODEL:

Left hinge (CVI338LX3)

PRODUCT DIMENSIONS: 595mm (W) x 820mm (H) x 616mm (D) • Refer to technical drawing for installation requirements

BUILT-IN DESIGN SOLUTIONS

Victoria Collection

*RRP (incl. VAT)

SOP6902S2PP (Vintage cream)

60^{CM} STEAM OVEN

A*



Pyrolytic Combi Steam Oven • 68L oven (Net capacity) • 12 cooking functions • 5 cooking levels (optional telescopic guides available) • 30-280°C temperature range • Quadruple glazed, CoolTouch oven door (with SoftClose door mechanism) • Evo Screen LCD display • 2 halogen lights • Child safety lock function • Steam Range 20 – 40%

R 35 999

SPECIAL FEATURES & FUNCTIONS:

Defrost by time • Delayed start & auto end function • EverClean enamel interior • Vapour Clean and removable, all glass inner door for easy cleaning • Pizza • Airfry • BBQ • Stone cooking function • Rapid preheat function • Keep warm function • Sabbath Mode • Dough proving function • ECO mode • Pyrolytic Cleaning Function • Probe

OPTIONAL COLOUR:



SOP6902S2PN
GLOSSY BLACK

SO4902M1P (Vintage cream)

60x45^{CM} MICROWAVE OVEN



Combi Microwave Oven • 40L oven (Net capacity) • 11 cooking functions • 2 cooking levels (optional telescopic guides available) • 30-250°C temperature range • Triple glazed, CoolTouch oven door • LCD Evo Screen display • 2 halogen lights • Child safety lock function

R 32 999

SPECIAL FEATURES & FUNCTIONS:

Defrost by time • Keep warm function • Delayed start & auto end function • EverClean enamel interior • Vapor Clean Cleaning Function • Airfry • BBQ • Stone cooking function • Rapid preheat function • Keep warm function • Sabbath Mode • Dough proving function • Pizza

OPTIONAL COLOUR:



SO4902M1N
GLOSSY BLACK

SR975PGH (Vintage cream)

NEW 60x45^{CM} TRADITIONAL GAS HOB



Enamelled finish • Victoria Controls • 5 gas burners (9.5kW combined output) • 5kw Dual Ultra rapid burner • Heavy-duty cast-iron pan stands • GasSafety™ cut-out device • Fitted with LPG Adaptable to Natural Gas

R 14 999

OPTIONAL COLOUR:



SR975NGH
GLOSSY BLACK

CPR915P (Vintage cream)

60x15^{CM} WARMER DRAWER



21L warmer drawer capacity (up to 15kg) • SoftClose drawer mechanism • Temperature range up to 80°C • 6 Functions including, warming, reheat, defrost, proofing, mug warmer and dish warmer • Fan Assisted Heating • Non-slip drawer liner

R 14 999

OPTIONAL COLOUR:



CPR915N
GLOSSY BLACK

*AVAILABLE BY SPECIAL ORDER ONLY

COORDINATING GAS-ON-GLASS HOBS

Classic & Linea Collection

*RRP (incl. VAT)

PV695LCNR (Copper trim)

90^{CM} DOLCE STIL NOVO GAS-ON-GLASS HOB



Schott Ceran™ Suprema black glass • 5 High-efficiency gas burners (13.1kW combined output) • Heavy duty cast iron pan stands • GasSafety™ cut-out device • Adaptable for LPG or Natural Gas

R 39 999

PV395LNSA2 (Black glass)

90^{CM} CLASSIC GAS-ON-GLASS HOB



Black glass set on stainless steel • 5 High-efficiency gas burners (11.2kW combined output) • Heavy duty cast-iron pan stands • GasSafety™ cut-out device • Adaptable for LPG or Natural Gas • Classic controls

R 19 999

Optional Linea black controls (set of 5): **5MP1GOGB3**

R 999

PV375NSA2 (Black glass)

72^{CM} CLASSIC GAS-ON-GLASS HOB



Black glass set on stainless steel with straight edge • Classic Controls • 5 gas burners (9.5kW combined output) • Heavy-duty cast-iron pan stands • GasSafety™ cut-out device • Fitted with LPG Adaptable to Natural Gas


R 17 999

Optional Linea black controls (set of 5): **5MP1GOGB3**

R 999

PV364NSA2 (Black glass)

60^{CM} CLASSIC GAS-ON-GLASS HOB



Black glass set on stainless steel with straight edge • Classic Controls • 4 gas burners (8.2kW combined output) • Heavy-duty cast-iron pan stands • GasSafety™ cut-out device • Fitted with LPG Adaptable to Natural Gas

R 10 999

Optional Linea black controls (set of 5): **5MP1GOGB3**

R 999

PV332CN (Black glass)

30^{CM} CLASSIC DBL. BURNER DOMINO GAS-ON-GLASS HOB



Ultra-low profile • Schott Ceran™ Suprema black glass set on stainless steel (with straight edge) • 2 High-efficiency gas burners (4.8kW combined output) • Heavy duty cast-iron pan stands • GasSafety™ cut-out device • Adaptable for LPG or Natural Gas • Classic controls

R 13 999

Optional connecting strip (**LGCN**)

R 1 599

Optional Linea black controls (set of 5): **5MP1GOGB3**

R 999

PV331CN (Black glass)

30^{CM} CLASSIC DOMINO GAS-ON-GLASS HOB



Ultra-low profile • Schott Ceran™ Suprema black glass set on stainless steel (with straight edge) • 1 High-efficiency UltraRapid 6.0kW gas burner • Heavy duty cast-iron pan stands • GasSafety™ cut-out device • Adaptable for LPG or Natural Gas

R 10 999

Optional connecting strip (**LGCN**)

R 1 599

Optional Linea black controls (set of 5): **5MP1GOGB3**

R 999

COORDINATING GAS HOBS

Classic Collection

*RRP (incl. VAT)

PS906SA2 (Stainless steel)

90^{CM} CLASSIC GAS HOB




Ultra-low profile • 5 High-efficiency gas burners (12.1kW combined output) • Heavy duty cast-iron pan stands • GasSafety™ cut-out device • Adaptable for LPG or Natural Gas • Classic controls

R 20 999

PGF95SA (Stainless steel)

87^{CM} CLASSIC GAS HOB



Ultra-low profile • 5 High-efficiency gas burners (10.15kW combined output) • Heavy duty cast-iron pan stands • GasSafety™ cut-out device • Adaptable for LPG or Natural Gas • Classic controls

R 19 999

PGF75SA (Stainless steel)

72^{CM} CLASSIC GAS HOB



Ultra-low profile • 5 High-efficiency gas burners (9.5kW combined output) • Heavy duty cast iron pan stands • GasSafety™ cut-out device • Adaptable for LPG or Natural Gas • Classic controls

R 15 999

PGF64SA (Stainless steel)

60^{CM} CLASSIC GAS HOB (While stock last)




Ultra-low profile • 4 High-efficiency gas burners (8.5kW combined output) • Heavy-duty cast-iron pan stands • GasSafety™ cut-out device • Adaptable for LPG or Natural Gas • Classic controls

R 13 799

PX375LSA (Stainless steel)

72^{CM} TRADITIONAL GAS HOB



5 High-efficiency gas burners (11.5kW combined output) • Heavy duty cast iron pan stands • GasSafety™ cut-out device • Adaptable for LPG or Natural Gas • Classic controls

R 11 999

COORDINATING GAS HOBS

Classic Collection

*RRP (incl. VAT)

PX364LSA (Stainless steel)

60^{CM} TRADITIONAL GAS HOB



4 High-efficiency gas burners (9.00kW combined output) • Heavy duty cast iron pan stands • GasSafety™ cut-out device • Adaptable for LPG or Natural Gas • Classic controls

R 8 999

PS60GHC (Stainless steel)

60^{CM} CLASSIC TRADITIONAL GAS HOB



4 High-efficiency gas burners (7.8kW combined output) • Heavy duty cast iron pan stands • GasSafety™ cut-out device • Adaptable for LPG or Natural Gas • Classic controls

R 6 499

COMBINATION HOBS

Dolce Stil Novo Collection

PM6954R (Copper trim)

90^{CM} GAS & INDUCTION HOB



Eclipse Ceramic black glass (with straight edge) • Multi Slider Control Setting • 5 full power cooking zones – 4 Induction & 1 Gas • Cooking Zones- 4 with boosters and 9 power levels per zone • Auto-vent 2.0 • Extendable cooking zone for large cookware • Residual time indicators • Grill function • Automatic Keep Warm • Automatic safety switch-off • 1 High-efficiency Ultrarapid 6.0kW dual gas burner • Heavy duty cast iron pan stands • GasSafety™ cut-out device • Adaptable for LPG or Natural Gas • Child safety lock

R 52 999

INDUCTION HOBS

Universal Range

HOBD382MB2 (Black glass)

NEW 83^{CM} INDUCTION HOB WITH INTEGRATED EXTRACTOR



Matt Black glass (with straight edge) • Ultra-low Profile or Fully Flushed • Electric Control • Slider Touch Control • 4 full power cooking zones(with boosters and 9 power levels each) • Multi- Zone • Pause Option • End of Cooking Alarm • Child Lock • Quick Start • Rapid Level Selection • Cleaning Option • Automatic pan detection • Timer with switch-off function • Automatic safety switch-off • **AutoVent** • Touch Control • High performance 220W extraction motor • 8 speed control (plus 2 intensive speed turbo options) • Max extraction rate: 630m³/h • 49dB(A) noise level (normal use) • Regenerable Charcoal Filter

R 59 999

OPTIONAL ACCESSORIES:

KITHOBD6: Re-circulating ducting accessory via front plinth

KITEHIB10: Re-circulating ducting accessory via side plinth

GRIX6H: Grid

KITRDEF: Adapter converting rectangle ducting to round

R 6 299

R 5 499

R 2 449

R 899

INDUCTION HOBS

Universal Range

*RRP (incl. VAT)

SIM3964MB (Matt black glass)

NEW 90^{CM} INDUCTION HOB



90cm Matt Black glass Induction (**with straight edge**) • Ultra-low Profile or Fully Flushed • Touch Control with white back lights • 6 Cooking Zones • Automatic Switch-Off • 6 full power cooking zones (with boosters and 9 power levels each) • **AutoVent** • **Main On & Off Switch** • Multi- Zone • Keep Warm Automatic Function • Grill Function • End Cooking Timer and Alarm • Pause Option • Multi- Zone • Child Lock • Quick Start • Rapid Level Selection • Multi- Zone • Automatic pan detection • Automatic switch off when overflow/overheat

R 33 999

SI2951D (Black glass)

90^{CM} INDUCTION HOB COMING SOON



Suprema black glass (**with straight edge**) • 5 full power cooking zones (with boosters and 9 power levels each) • Touch Control • Child safety lock • Auto pot Detection min 7cm • Residual heat indicators • Timer with switch-Off function • Automatic safety switch-off • Keep warm Function • Pause Option • Ultra-low profile

R 21 999

SIM3644MB (Matt black glass)

60^{CM} INDUCTION HOB



60cm Matt Black glass Induction (**with straight edge**) • Ultra-low Profile or Fully Flushed • Touch Control with white back lights • 4 Cooking Zones • Automatic Switch-Off • 6 full power cooking zones (with boosters and 9 power levels each) • **AutoVent** • **Main On & Off Switch** • Multi- Zone • Keep Warm Automatic Function • Grill Function • End Cooking Timer and Alarm • Pause Option • Multi- Zone • Child Lock • Quick Start • Rapid Level Selection • Multi- Zone • Automatic pan detection • Automatic switch off when overflow/overheat

R 19 999

SI2641D (Black glass)

60^{CM} INDUCTION HOB



Suprema black glass (**with straight edge**) • 4 full power cooking zones (with boosters and 9 power levels each) • Residual heat indicators • Timer with switch-off function • Automatic safety switch-off • Touch Control • Child safety lock • Ultra-low profile

R 11 499

SI2321D (Black glass)

30^{CM} INDUCTION DOMINO HOB



Suprema black glass (**with straight edge**) • 2 full power cooking zones (with boosters and 9 power levels each) • Residual heat indicators • Automatic safety switch-off • Touch Control • Child safety lock Function • Quick Start • Residual heat indicator • Eco-Off

R 9 199

Optional connecting strip (**LGCN**)

R 1 599

CERAN HOBS

Universal Range

*RRP (incl. VAT)

SE495ETD (Black glass)

90^{CM} CERAN HOB



Suprema black glass (**with straight edge**) • 5 full power cooking zones (with boosters and 9 power levels each) • Extendable dual cooking zone for large cookware • Residual heat indicators • QuickStart function • Keep warm function • Timer with switch-off function • Automatic safety switch-off • Touch Control • Child safety lock

R 16 499

SE484EMTD (Black glass)

77^{CM} CERAN HOB



Suprema black glass (**with straight edge**) • 4 full power cooking zones (with boosters and 9 power levels each) • Extendable dual cooking zone for large cookware • Residual heat indicators • QuickStart function • Keep warm function • Timer with switch-off function • Automatic safety switch-off • Touch Control • Child safety lock

R 12 499

SE264TD1 (Black glass)

60^{CM} CERAN HOB



Suprema black glass (**with straight edge**) • 4 full power cooking zones (with 9 power levels each) • Residual heat indicators • Timer with switch-off function • Automatic safety switch-off • Touch Control • Child safety lock

R 6 199

SE263TD1 (Black glass)

60^{CM} CERAN HOB



Suprema black glass (**with straight edge**) • 3 full power cooking zones (with 9 power levels each) • Residual heat indicators • Large 27cm plate • Timer with switch-off function • Automatic safety switch-off • Touch Control • Child safety lock

R 6 199

SE232TD1 (Black glass)

30^{CM} CERAN DOMINO HOB



Suprema black glass (**with straight edge**) • 2 full power cooking zones (with 9 power levels each) • Automatic safety switch-off • Residual heat indicators • Touch Control • Child safety lock

R 5 999

COUNTERTOP MICROWAVE OVENS

Universal Range

*RRP (incl. VAT)

MOE34CXI2 (Stainless steel)

60^{CM} COMBINATION MICROWAVE OVEN



35L convection microwave oven with tilting grill (Gross capacity) • 34L (Net capacity) • 10 functions • SmartSense™ Plus with 40 pre-set recipes and 10 pre-set cooking programmes • 1000 W microwave output power • Double glazed microwave door • LED display • 1 LED light • Child safety lock

SPECIAL FEATURES & FUNCTIONS:

Inverterplus™ microwave technology • Thermoventilated • Defrost by time & weight • Pizza function (pizza dish accessory included) • QuickStart option • Stop turntable option • Air cooling system • Highly reflective stainless steel interior

R 14 499

MOE25X (Stainless steel)

60^{CM} MICROWAVE OVEN



26L microwave oven with grill (Gross capacity) • 25L (Net capacity) • 6 functions • SmartSense™ Plus with 40 pre-set recipes and 10 pre-set cooking programmes • 900 W microwave output power • LED display • 1 LED light • Child safety lock

SPECIAL FEATURES & FUNCTIONS:

BLU-CERAMIC™ scratch resistant enamel cavity • Defrost by time & weight • Pizza function (pizza dish accessory included) • QuickStart option • Stop turntable option • Air cooling system

R 6 699

MOE25B (Dark inox)

60^{CM} MICROWAVE OVEN



26L microwave oven with grill (Gross capacity) • 25L (Net capacity) • 6 functions • SmartSense™ Plus with 40 pre-set recipes and 10 pre-set cooking programmes • 900 W microwave output power • LED display • 1 LED light • Child safety lock

SPECIAL FEATURES & FUNCTIONS:

BLU-CERAMIC™ scratch resistant enamel cavity • Defrost by time & weight • Pizza function (pizza dish accessory included) • QuickStart option • Stop turntable option • Air cooling system

R 6 699

INTEGRATED EXTRACTORS

KLT12L4X (Stainless steel)

120^{CM} CEILING EXTRACTOR



3 speed control (plus intensive speed turbo option) • Auto-Vent 2.0 • Max extraction rate: 777m³/h • Auto-end option • 48dB(A) noise level (normal use) • 2 led lights • 3 aluminium anti-grease filters • Slim line motor 20cm • Remote control included • 1.5m Installation Height from counter (2.4m from floor)

OPTIONAL ACCESSORIES:

KITFCKLTR: 1 x Regenerable Charcoal Filter

RRA90: Adapter

R 32 999

R 1 599

R 799

OPTIONAL COLOUR:



KLT12L4WH
MATT WHITE

KLT9L4X (Stainless steel)

90^{CM} CEILING EXTRACTOR



3 speed control (plus intensive speed turbo option) • Auto- Vent 2.0 • Max extraction rate: 594m³/h • Auto-end option • 48dB(A) noise level (normal use) • 2 led lights • 3 aluminium anti-grease filters • Slim line motor 20cm • Remote control included • 1.5m Installation Height from counter (2.4m from floor)

OPTIONAL ACCESSORIES:

KITFCKLTR: 1 x Regenerable Charcoal Filter

RRA90: Adapter

R 27 999

R 1 599

R 799

OPTIONAL COLOUR:



KLT9L4WH
MATT WHITE

INTEGRATED EXTRACTORS

Universal Range

*RRP (incl. VAT)

KDIAM90X (Stainless steel) 90 ^{CM} INTEGRATED EXTRACTOR HOOD		
	High performance 550W motor • 3 speed control (plus intensive speed turbo option) • Max extraction rate: 1555m³/h • Auto-end option • 46dB(A) noise level (normal use) • Electronic SoftTouch button controls • 4 LED lights • 3 aluminium grease filters (FLT6: Two sets of re-circulation charcoal filters included)	R 19 999
	OPTIONAL ACCESSORIES: AIRKITDIAM: Ducting accessory (converts x2 150 Ø outlet to x1 200 Ø outlet) FLT6: Re-circulation charcoal filter set (2 required) Ducting accessory (See page 59)	R 1 699 R 449
KSET900XE (Stainless steel) 90 ^{CM} SEMI-INTEGRATED TELESCOPIC EXTRACTOR		
	3 speed control • Max extraction rate: 581m³/h • Auto-end option • 44dB(A) noise level (normal use) • SoftTouch slider controls • 2 LED lights • 2 aluminium grease filters • Includes first re-circulation charcoal filter at no additional cost	R 8 399
	OPTIONAL ACCESSORIES: KITFC500: Re-circulation charcoal filter Ducting accessories (See page 58)	R 699
KSET61E2 (Stainless steel) 60 ^{CM} SEMI-INTEGRATED TELESCOPIC EXTRACTOR		
	3 speed control • Max extraction rate: 310m³/h • 67dB(A) noise level (max normal use) • SoftTouch slider controls • 2 LED lights • 2 aluminium grease filters included	R 4 199
	OPTIONAL ACCESSORIES: KITFC6191: Re-circulation charcoal filter Ducting accessories (See page 58)	R 449
KSG70HPE (Stainless steel) 70 ^{CM} INTEGRATED EXTRACTOR		
	3 speed control • Max extraction rate: 584m³/h • 53dB(A) noise level (normal use) • Electronic SoftTouch button controls • 2 LED lights • Includes first re-circulation charcoal filter at no additional cost	R 7 999
	OPTIONAL ACCESSORIES: KITFC221R: Re-circulation charcoal filter regenerable - lasts up to 3 years Ducting accessories (See page 58)	R 1 299
KSG52HPE (Stainless steel) 60 ^{CM} SEMI-INTEGRATED TELESCOPIC EXTRACTOR		
	3 speed control • Max extraction rate: 584m³/h • 53dB(A) noise level (normal use) • Electronic SoftTouch button controls • 2 LED lights • KITFC221R included	R 6 999
	OPTIONAL ACCESSORIES: KITFC221R: Re-circulation charcoal filter regenerable - lasts up to 3 years Ducting accessories (See page 59)	R 1 199
KDD90CNE2 (Black glass) 90 ^{CM} DOWNDRAFT EXTRACTOR		
	Downdraft Extractor • Touch Control • Digital Display • White LED Lighting • 4 speed control (plus intensive speed turbo option) • Delay Function • Max extraction rate: 740m³/h • 24h auto air-refresher mode • Auto-end option • 43dB(A) noise level (normal use) • Electronic SoftTouch controls • Clean filter indicator • Reversible motor • Rotational motor box • 1 LED light • 2 aluminium grease filters • Ducted Out or Re- Circulation Possible	R 39 999
	OPTIONAL ACCESSORIES: RCKF2: Remote Control KITRBD: Kit for remote blower (allows positioning of motor away from body of hood) KITFCDD: Dishwasher safe re-circulation charcoal filter Ducting accessories (See page 58)	R 1 599 R 5 299 R 3 199

ISLAND EXTRACTORS

Universal Range

*RRP (incl. VAT)

KI120XE (Stainless steel)

120^{CM} ISLAND EXTRACTOR



3 speed control (plus intensive speed turbo option) • Max extraction rate: 783m³/h • Auto-end option • 48dB(A) noise level (normal use) • Electronic SoftTouch button controls • 4 LED lights • 4 aluminium grease filters (**FLT6: Re-circulation charcoal filter included**)

R 19 999

OPTIONAL ACCESSORIES:

FLT6 • Re-circulation charcoal filter
Ducting accessories (See page 59)

R 449

KBTI9L4VN (Stainless steel & glass)

90^{CM} ISLAND EXTRACTOR



Stainless steel extractor with black glass front panel • 3 speed control (plus intensive speed turbo option) • 24h auto air-refresher mode • Auto-end option • Max extraction rate: 778m³/h • 69dB(A) noise level (max normal use) • Touch control display • Autovent • 1 LED light with dimmer mode • 3 aluminium grease filters • **Includes first re-circulation charcoal filter at no additional cost**

R 20 999

OPTIONAL ACCESSORIES:

KITFCKBTR: Regenerable charcoal filter
KITFCKBT: Re-circulation charcoal filter
Ducting accessories (See page 58)

R 1 599

R 799

KI90XE (Stainless steel)

90^{CM} ISLAND EXTRACTOR



3 speed control (plus intensive speed turbo option) • Max extraction rate: 740m³/h • Auto-end option • 49dB(A) noise level (normal use) • Electronic SoftTouch button controls • 4 LED lights • 3 aluminium grease filters (**FLT6: Re-circulation charcoal filter included**)

R 17 999

OPTIONAL ACCESSORIES:

FLT6 • Re-circulation charcoal filter
Ducting accessories (See page 59)

R 449

ANGLED EXTRACTOR

*RRP (incl. VAT)

KV694R (Copper trim)

90^{CM} DOLCE STIL NOVO ANGLED EXTRACTOR (While stocks last)



3 speed control (plus intensive speed turbo option) • 24h auto air-refresher mode • Auto-end option • Max extraction rate: 777m³/h • 66dB(A) noise level (max normal use) • Touch control display • AutoVent • 2 LED lights with dimmer mode • 2 stainless steel grease filters • **Includes first re-circulation charcoal filter at no additional cost**

R 27 499

OPTIONAL ACCESSORIES:

KITCMNKVMB: Matt black chimney
KITCMNKVX: Stainless steel chimney
Ducting accessories (See page 58)

R 1 999

R 2 499

KV394N (Black glass)

90^{CM} ANGLED EXTRACTOR



3 speed control (plus intensive speed turbo option) • 24h auto air-refresher mode • Auto-end option • Max extraction rate: 729m³/h • 60dB(A) noise level (max normal use) • Touch control display • AutoVent • 2 LED lights with dimmer mode • 2 aluminium grease filters • **Includes first re-circulation charcoal filter at no additional cost**

R 16 999

OPTIONAL ACCESSORIES:

KITCMNKVMB: Matt black chimney
KITCMNKVX: Stainless steel chimney
Ducting accessories (See page 58)

R 2 199

R 2 499

WALL MOUNTED EXTRACTOR HOODS

*RRP (incl. VAT)

KBT9L4VN (Stainless steel & glass)

90^{CM} LINEA EXTRACTOR



Stainless steel extractor with black glass front panel • 3 speed control (plus intensive speed turbo option) • 24h auto air-refresher mode • Auto-end option • Max extraction rate: 705m³/h • 62dB(A) noise level (max normal use) • Touch control display • Autovent • 1 LED light with dimmer mode • 3 aluminium grease filters • **Includes first re-circulation charcoal filter at no additional cost**

OPTIONAL ACCESSORIES:

KITFCKBT: Re-circulation charcoal filter
KITFCKBTR: Reusable re-circulation charcoal filter
 Ducting accessories (See page 58)

R 13 499

R 799
 R 1 599

KBT900NE (Matt black)

NEW 90^{CM} EXTRACTOR



Matt black finish • 3 speed control (plus intensive speed turbo option) • 24h auto air-refresher mode • Auto-end option • Max extraction rate: 705m³/h • 62dB(A) noise level (max normal use) • Touch control display • Autovent • 1 LED light with dimmer mode • 3 aluminium grease filters • **Includes first re-circulation charcoal filter at no additional cost**

OPTIONAL ACCESSORIES:

KITFCKBT: Re-circulation charcoal filter
KITFCKBTR: Reusable re-circulation charcoal filter
 Ducting accessories (See page 58)

R 12 499

R 799
 R 1 599

KBT900VE (Stainless steel & glass)

90^{CM} EXTRACTOR



Stainless Steel with straight glass • 3 speed control (plus intensive speed turbo option) • Max extraction rate: 730m³/h • Auto-end option • 48dB(A) noise level (normal use) • Electronic SoftTouch button controls • 2 LED lights • 1 aluminium grease filter • **Includes first re-circulation charcoal filter at no additional cost**

OPTIONAL ACCESSORIES:

KITFCKBT: Re-circulation charcoal filter
KITFCKBTR: Reusable re-circulation charcoal filter
 Ducting accessories (See page 58)

R 12 499

R 799
 R 1 599

KSED95PE (Vintage cream)

90^{CM} EXTRACTOR



3 speed control • Max extraction rate: 588m³/h • Auto-end option • 50dB(A) noise level (normal use) • SoftTouch slider controls • 2 LED lights • 3 aluminium grease filters • **Includes first re-circulation charcoal filter at no additional cost**

OPTIONAL ACCESSORIES:

FLT6 Re-circulation charcoal filter
 Ducting accessories (See page 59)

R 9 999

R 449

OPTIONAL COLOURS:



KSED95BL
GLOSSY BLACK



KSED95WH
ICE-WHITE



KSED95XE
STAINLESS STEEL

KATE900CEX (Stainless steel)

90^{CM} EXTRACTOR



3 speed control • Max extraction rate: 590m³/h • Auto-end option • 46dB(A) noise level (normal use) • Electronic SoftTouch button controls • 2 LED lights • 3 aluminium grease filters • **Includes first re-circulation charcoal filter at no additional cost**

OPTIONAL ACCESSORIES:

KITFC999: Re-circulation charcoal filter
 Ducting accessories (See page 58)

R 6 999

R 799

WALL MOUNTED EXTRACTOR HOODS

*RRP (incl. VAT)

KDE900EX (Stainless steel)

90^{CM} EXTRACTOR



3 speed control • Max extraction rate: 588m³/h • Auto-end option • 42dB(A) noise level (normal use) • Electronic SoftTouch button controls • 2 LED lights • 3 aluminium grease filters • **Includes first re-circulation charcoal filter at no additional cost**

OPTIONAL ACCESSORIES:

KITCMNKDE: Chimney extension (reaching 1061 max height)

KITFC450: Re-circulation charcoal filter

Ducting accessories (See page 58)

R 5 699

R 1 899
R 799

KATE600CEX (Stainless steel)

60^{CM} EXTRACTOR



3 speed control (plus intensive speed turbo option) • Max extraction rate: 590m³/h • Auto-end option • 48dB(A) noise level (normal use) • Electronic SoftTouch button controls • 2 LED lights • 2 aluminium grease filters • **Includes first re-circulation charcoal filter at no additional cost**

OPTIONAL ACCESSORIES:

KITFC999: Re-circulation charcoal filter

Ducting accessories (See page 58)

R 5 999

R 799

KDE600EX (Stainless steel)

60^{CM} EXTRACTOR



3 speed control • Max extraction rate: 588m³/h • Auto-end option • 42dB(A) noise level (normal use) • Electronic SoftTouch button controls • 2 LED lights • 2 aluminium grease filters • **Includes first re-circulation charcoal filter at no additional cost**

OPTIONAL ACCESSORIES:

KITCMNKDE: Chimney extension (reaching 1061 max height)

KITFC450: Re-circulation charcoal filter

Ducting accessories (See page 58)

R 4 699

R 1 899
R 799

KTE60E2 (Stainless steel)

60^{CM} SEMI-INTEGRATED EXTRACTOR



3 speed controls • Max extraction rate: 273m³/h • Auto-end option • 52dB(A) noise level (max normal use) • Electronic slider controls • 2 LED lights • 1 metallic grease filter

OPTIONAL ACCESSORIES:

KITFC550: Re-circulation charcoal filter

Ducting accessories (See page 58)

R 3 099

R 449

KSEC61NE3 (Black)

NEW 60^{CM} SEMI-INTEGRATED EXTRACTOR



3 speed control • Maximum extraction rate: 285 m³/h • 52dB(A) noise level (max normal use) • Electronic slider control • 2 LED lights • 1 Metallic grease filter

OPTIONAL ACCESSORIES:

KITFC111: Re-circulation charcoal filter

Ducting accessories (See page 58)

R 3 099

R 399


FREESTANDING COOKERS & MATCHING EXTRACTORS

Classic Collection

*RRP (incl. VAT)

KD150HXE (Stainless steel)

150^{CM} OPERA EXTRACTOR



Features 2 motors that function together or independently as selected • 3 speed control (plus intensive speed turbo option) • Max extraction rate: 830m³/h • 41dB(A) noise level (normal use) • 4 LED lights • 5 stainless steel grease filters • **Includes first re-circulation charcoal filter at no additional cost**

OPTIONAL ACCESSORIES:

FLT6 Re-circulation charcoal filter
Ducting accessories (See page 59)

R 26 999

R 449

A5-81 (Stainless steel)

150^{CM} OPERA GAS-ELECTRIC RANGE COOKER

A



Double cavity range cooker • **MAIN OVEN:** 90L (Gross capacity) • 77L (Net capacity) • 8 cooking functions • 4 cooking levels • 50-250°C temperature range • 2 halogen lights • **AUXILIARY OVEN:** 70L (Gross capacity) • 40L (Net capacity) • 8 cooking functions • 4 cooking levels • 50-280°C temperature range • 1 halogen light • Triple glazed, CoolTouch oven doors • **COOKTOP:** 7 High-efficiency gas burners (19.5kW combined output) • Heavy duty cast iron pan stands • GasSafety™ cut-out device • Adaptable for LPG or Natural Gas • **Dimensions:** 1500mm (W) x 895mm (H) x 600mm (D) • 56mm (H) incl. cooker upstand

SPECIAL FUNCTIONS & FEATURES:

Multifunction thermoventilated ovens • Thermoseal™ cooking technology • Air cooling system • Smeg Gourmet Cooking Stone (provides additional cooking level) • Pizza function • ECO mode • ClosedDoor grilling function • EverClean enamel interior • VapourClean, removable StayClean liners and all glass inner door for easy cleaning • Storage compartment

OPTIONAL ACCESSORY: 150cm Splash back panel (**KIT1A5-81**)

R 129 999

R 7 799

KD120HXE (Stainless steel)

120^{CM} CLASSIC EXTRACTOR



3 speed control (plus intensive speed turbo option) • Max extraction rate: 820m³/h • 49dB(A) noise level (normal use) • 2 LED lights • 4 stainless steel grease filters • **Includes first re-circulation charcoal filter at no additional cost**

OPTIONAL ACCESSORIES:

FLT6 Re-circulation charcoal filter
Ducting accessories (See page 59)

R 21 999

R 449

A4-81 (Stainless steel)

120^{CM} OPERA GAS-ELECTRIC RANGE COOKER

A



Double cavity range cooker • **MAIN OVEN:** 70L (Gross capacity) • 61L (Net capacity) • 7 cooking functions • 4 cooking levels (telescopic guides included) • 50-250°C temperature range • 1 halogen lights • **AUXILIARY OVEN:** 70L (Gross capacity) • 55L (Net capacity) • 6 cooking functions • 4 cooking levels • 50-300°C temperature range • 1 halogen light • Glazed, CoolTouch oven doors • **COOKTOP:** 6 High-efficiency gas burners (15.9kW combined output) & 1 Cast iron griddle • Heavy duty cast iron pan stands • GasSafety™ cut-out device • Adaptable for LPG or Natural Gas • **Dimensions:** 1200mm (W) x 895mm (H) x 600mm (D) • 56mm (H) cooker upstand

SPECIAL FUNCTIONS & FEATURES:

Multifunction thermoventilated ovens • Thermoseal™ cooking technology • Air cooling system • Smeg Gourmet Cooking Stone (provides additional cooking level) • Pizza function • ClosedDoor grilling function • EverClean enamel interior • Removable StayClean liners and all glass inner door for easy cleaning • Storage compartment

OPTIONAL ACCESSORY: 120cm Splash back panel (**KIT1A3-8**)

R 99 999

R 6 699

FREESTANDING COOKERS & MATCHING EXTRACTORS

Victoria Collection

*RRP (incl. VAT)

KT110PE (Vintage cream)

110^{CM} VICTORIA EXTRACTOR



3 speed control (plus intensive speed turbo option) • Max extraction rate: 820m³/h • 49dB(A) noise level (normal use) • 2 LED lights • 4 aluminium grease filters • **Includes first re-circulation charcoal filter at no additional cost**

OPTIONAL ACCESSORIES:

FLT6: Re-circulation charcoal filter
Ducting accessories (See page 59)

OPTIONAL COLOUR:



KT110BLE
GLOSSY BLACK

R 26 999

R 449

TR4110P1 (Vintage cream)

110^{CM} VICTORIA GAS-ELECTRIC RANGE COOKER

A



Triple cavity range cooker • **MAIN OVEN:** 70L (Gross capacity) • 61L (Net capacity) • 7 cooking functions • 4 cooking levels (telescopic guides included) • 50-260°C temperature range • 1 halogen light • **GRILL COMPARTMENT:** 70L (Gross capacity) • 61L (Net capacity) • 2 cooking levels • Tilting grill • 50-260°C temperature range • 1 halogen light • **AUXILIARY OVEN:** 41L (Gross capacity) • 36L (Net capacity) • 7 cooking functions • 4 cooking levels (telescopic guides included) • 50-260°C temperature range • 1 halogen light • Glazed, CoolTouch oven doors • **COOKTOP:** 7 High-efficiency gas burners (15.6kW combined output) • Heavy duty cast iron pan stands • GasSafety™ cut-out device • Adaptable for LPG or Natural Gas • **Dimensions:** 110mm (W) x 895mm (H) x 600mm (D) • 135mm (H) incl. Cooker upstand

SPECIAL FUNCTIONS & FEATURES:

Multifunction thermo-ventilated ovens • Thermoseal™ cooking technology • Air cooling system • Defrost function • ECO mode • ClosedDoor grilling function • EverClean enamel interior • VapourClean, removable glass inner door for easy cleaning • Storage compartment

OPTIONAL ACCESSORIES:

KIT1TR41N: 110cm Back Splash (Black)
GRILLPLATE: Griddle Plate
TPKPLATE: Teppanyaki Sear Plate

OPTIONAL COLOUR:



TR4110BL1
GLOSSY BLACK

R 99 999

R 9 999

R 3 699

R 3 699

KT90PE (Vintage cream)

90^{CM} VICTORIA EXTRACTOR (While stocks last)



3 speed control (plus intensive speed turbo option) • Max extraction rate: 820m³/h • Auto-end option • 49dB(A) noise level (normal use) • 2 LED lights • 3 aluminium grease filters (**FLT6: Re-circulation charcoal filter included**)

OPTIONAL ACCESSORIES:

FLT6: Re-circulation charcoal filter
Ducting accessories (See page 59)

OPTIONAL COLOUR:



KT90BLE
GLOSSY BLACK

R 24 999

R 449

TR90GMP (Vintage cream)

90^{CM} VICTORIA GAS-ELECTRIC RANGE COOKER

A



MAIN OVEN: 129L (Gross capacity) • 115L (Net capacity) • 8 Controls • 9 cooking functions • 5 cooking levels • 50-260°C temperature range • 2 halogen lights • Triple glazed, CoolTouch oven doors • **COOKTOP:** 5 High-efficiency gas burners (Incl. 1 UltraRapid 5.0kW dual flame burners) • Heavy duty cast iron pan stands • GasSafety™ cut-out device • Adaptable for LPG or Natural Gas • Storage compartment • **Dimensions:** 900mm (W) x 900mm (H) x 600mm (D) • 135mm (H) incl. Cooker upstand

SPECIAL FUNCTIONS & FEATURES:

Multifunction thermoventilated ovens • Thermoseal™ cooking technology • Tangential cooling system • EverClean enamel interior • Vapor Clean, removable glass inner door for easy cleaning

OPTIONAL ACCESSORIES:

KIT1TR9N: 90cm Back Splash (Black)
GRILLPLATE: Griddle Plate
TPKPLATE: Teppanyaki Sear Plate

OPTIONAL COLOUR:



TR90GMBL
GLOSSY BLACK

R 62 999

R 6 999

R 3 699

R 3 699

COORDINATING COOKER, EXTRACTOR & RETRO FRIDGE SET

Dolce&Gabbana 'Blu Mediterraneo' Collection

KT90DGME

90^{CM} DOLCE&GABBANA BLU MEDITERRANEO EXTRACTOR



Silk screen & lithography Dolce&Gabbana art inspired print motif • 3 speed control (plus intensive speed turbo option) • Max extraction rate: 820m³/h • Auto-end option • 49dB(A) noise level (normal use) • 2 LED lights • 3 aluminium grease filters

OPTIONAL ACCESSORIES:

FLT6: Re-circulation charcoal filter
Ducting accessories (See page 59)

*** AVAILABLE BY SPECIAL ORDER ONLY**

R 94 499

R 449

TR90DGME9

90^{CM} DOLCE&GABBANA BLU MEDITERRANEO GAS-ELECTRIC COOKER

A



Silk screen & lithography Dolce&Gabbana art inspired print motif • **MAIN OVEN:** 129L (Gross capacity) • 115L (Net capacity) • 8 Controls • 9 cooking functions • 5 cooking levels • 50-260°C temperature range • 2 halogen lights • Triple glazed, CoolTouch oven doors • **COOKTOP:** 5 High-efficiency gas burners (15.6kW combined output) • Heavy duty cast iron pan stands • GasSafety™ cut-out device • Adaptable for LPG or Natural Gas • **Dimensions:** 900mm (W) x 900mm (H) x 600mm (D) • 135mm (H) incl. Cooker upstand

SPECIAL FUNCTIONS & FEATURES:

Multifunction thermoventilated ovens • Thermoseal™ cooking technology • Tangential cooling system • EverClean enamel interior • Vapor Clean, removable glass inner door for easy cleaning • Storage compartment

OPTIONAL ACCESSORIES:

KIT1TR9N: 90cm Back Splash (Black)

GRILLPLATE: Griddle Plate

TPKPLATE: Teppanyaki Sear Plate

*** AVAILABLE BY SPECIAL ORDER ONLY**

R 167 999

R 6 499

R 3 499

R 3 499

FAB28RDGME6

60^{CM} DOLCE&GABBANA BLU MEDITERRANEO REFRIGERATOR

A



Silk screen & lithography Dolce&Gabbana art inspired print motif • 281L (Gross capacity) • **FRIDGE:** 255L fresh food storage (Gross capacity) • Multi-flow Fan assisted cooling system • **FREEZER:** 26L fresh food storage (Gross capacity) shelves • Manual Defrost • 35db Noise Level • Internal LED lighting • Glass covered sliding crisper drawers • Adjustable glass shelves • Adjustable door • 0°C LifePlus chiller compartment

***AVAILABLE BY SPECIAL ORDER ONLY**

R 199 999

FREESTANDING COOKERS & COODINATING EXTRACTORS

Portofino Collection

*RRP (incl. VAT)

KPF9RD (Fiery red)

90^{CM} PORTOFINO EXTRACTOR



3 speed control (plus intensive speed turbo option) • Max extraction rate: 815m³/h • 48dB(A) noise level (normal use) • 2 LED light • 3 stainless steel grease filters • Wall mounted installation (**FLT6: Re-circulation charcoal filter included**)

OPTIONAL ACCESSORIES:

FLT6: Re-circulation charcoal filter
Ducting accessories (See page 59)

OPTIONAL COLOUR:



KPF9WH
ICE-WHITE

KPF9YW
YELLOW

KPF9OR
ORANGE

KPF9OG
OLIVE GREEN

KPF9X
STAINLESS STEEL

KPF9AN
ANTHRACITE BLACK

R 21 999

R 449

CPF9GPR (Fiery red)

90^{CM} PORTOFINO PYROLITIC GAS-ELECTRIC COOKER

A+



XXL OVEN: 129L (Gross capacity) • 115L (Net capacity) • 9 cooking functions • 5 cooking levels • 50-260°C temperature range • Triple Glazed, CoolTouch oven door • 2 halogen lights • **COOKTOP:** 6 High-efficiency gas burners (12.8kW combined output) • Heavy duty cast iron pan stands • GasSafety™ cut-out device • Adaptable for LPG or Natural Gas • **Dimensions:** 900mm (W) x MIN 890mm / MAX 920mm (H) - adjustable with cooker feet x 600mm (D)

SPECIAL FEATURES & FUNCTIONS:

Multifunction thermoventilated oven • Thermoseal™ cooking technology • SmartSense™ with 20 pre-set cooking programmes • Triple-fan air flow system • Delayed start & auto end function • Defrost function • ECO mode • ClosedDoor grilling function • EverClean enamel interior • VapourClean and removable all glass inner door for easy cleaning • Storage compartment • Sabbath Mode

OPTIONAL ACCESSORIES:

KITC9X9-1: 90cm Back Splash (Silver)

GRILLPLATE: Griddle Plate

TPKPLATE: Teppanyaki Sear Plate

OPTIONAL COLOURS:



CPF9GPWH
ICE-WHITE

CPF9GPOR
ORANGE

CPF9GPOG
OLIVE GREEN

CPF9GPX
STAINLESS STEEL

CPF9GPYW
YELLOW

CPF9GPAN
ANTHRACITE

COMING SOON

R 62 999

R 4 899

R 3 699

R 3 699

FREESTANDING COOKERS

Classic Collection

*RRP (incl. VAT)

C9MAMBSSA2 (Matt black)

90^{CM} SYMPHONY GAS-ELECTRIC COOKER

A



XXL OVEN: 129L (Gross capacity) • 115L (Net capacity) • 9 cooking functions • 5 cooking levels (telescopic guides included) • 50-260°C temperature range • Triple Glazed, CoolTouch oven door • 2 halogen lights • **COOKTOP:** 6 High-efficiency gas burners (12.7kW combined output) • Heavy duty cast iron pan stands • GasSafety™ cut-out device • Adaptable for LPG or Natural Gas • **Dimensions:** 900mm (W) x MIN 880mm / MAX 919mm (H*) x 600mm (D) *Height adjustable with cooker feet

SPECIAL FUNCTIONS & FEATURES:

Multifunction thermoventilated oven • Thermoseal™ cooking technology • Double-fan air flow system • Defrost function • ECO mode • ClosedDoor grilling function • EverClean enamel interior • VapourClean and removable all glass inner door for easy cleaning • Storage compartment (with SoftClose door mechanism)

OPTIONAL COLOURS:



C9MAXSSA2
STAINLESS STEEL

R 37 499

SSA91MAX2 (Stainless steel)

90^{CM} CONCERT GAS-ELECTRIC COOKER

A



XXL OVEN: 129L (Gross capacity) • 115L (Net capacity) • 8 cooking functions • 5 cooking levels • 50-260°C temperature range • Triple Glazed, CoolTouch oven door • Digital Clock • Black Glass • 2 halogen lights • **COOKTOP:** 5 High-efficiency gas burners (11.5kW combined output) • Heavy-duty cast-iron pan stands • GasSafety™ cut-out device • Adaptable for LPG or Natural Gas • Partial Telescopic Guides • **Dimensions:** 900mm (W) x MIN 880mm / MAX 915mm (H*) x 600mm (D) *Height adjustable with cooker feet

SPECIAL FUNCTIONS & FEATURES:

Multifunction thermoventilated oven • Thermoseal™ cooking technology • Double-fan air flow system • Oven Functions (Static, Fan Assisted, Circulaire, ECO, Small Grill, Large Grill, Fan & Large Grill, Fan Assisted Base, Vapour Clean) • Removable all glass inner door for easy cleaning • Storage compartment (with SoftClose door mechanism)

OPTIONAL COLOURS:



SSA91MABL2
GLOSSY BLACK



SSA91MAP2
VINTAGE CREAM



SSA91MAWH2
ICE-WHITE

R 29 499

SSA60MX2 (Stainless steel)

60^{CM} CONCERT GAS-ELECTRIC COOKER

A



79L (Gross capacity) • 70L (Net capacity) • 6 cooking functions • 5 cooking levels • 50-260°C temperature range • Triple Glazed, CoolTouch oven door • 1 halogen light • **COOKTOP:** 4 High-efficiency gas burners (8kW combined output) • Heavy duty cast iron pan stands • GasSafety™ cut-out device • Adaptable for LPG or Natural Gas • **Dimensions:** 600mm (W) x MIN 880mm / MAX 915mm (H*) x 600mm (D) *Height adjustable with cooker feet

SPECIAL FUNCTIONS & FEATURES:

Multifunction thermoventilated oven • Thermoseal™ cooking technology • Oven Functions (Static, ECO, Large Grill, Fan & Large Grill, Fan Assisted Base, Vapour Clean) • Removable all glass inner door for easy cleaning • Storage compartment

OPTIONAL COLOURS:



SSA60MBL2
GLOSSY BLACK



SSA60MWH2
ICE-WHITE

R 16 999

FREESTANDING COOKERS

Classic Collection

*RRP (incl. VAT)

SSA91GGBL2 (Glossy black)

90^{CM} CONCERT FULL GAS COOKER



OVEN: 129L (Gross capacity) static gas oven with gas grill • 105L (Net capacity) • 2 cooking functions • 5 cooking levels • 50-260°C temperature range • Double Glazed, CoolTouch oven door • 2 halogen lights • Double-fan air flow system • Thermostat • Safety T System will reignite the oven flame should it go out • Timer + end of cooking time • **COOKTOP:** 5 High-efficiency gas burners (11.4kW combined output) • Heavy duty cast iron pan stands • GasSafety™ cut-out device • Adaptable for LPG or Natural Gas • **Dimensions:** 900mm (W) x MIN 880mm / MAX 915mm (H*) x 600mm (D) *Height adjustable with cooker feet

SPECIAL FUNCTIONS & FEATURES:

Air cooling system • Closed Door grilling function • Ever Clean enamel interior and removable all glass inner door for easy cleaning • Storage compartment

*Due to the new Safety T System you would need an alternative power source during load shedding.

OPTIONAL COLOUR:



SSA91GGX2
STAINLESS STEEL

R 29 999

PLANNING TO GO OFF GRID? Remember power supply solutions must be 100 watts and pure sine wave to run the cooling fan.

CG90CIXT (Stainless steel)

90^{CM} CONCERT ELECTRIC TOUCH INDUCTION COOKER

A



OVEN: 129L (Gross capacity) • 115L (Net capacity) • 8 cooking functions • 5 cooking levels • 50-260°C temperature range • Triple Glazed, CoolTouch oven door • 2 halogen lights • Storage Compartment • **COOKTOP:** black glass • 4 Induction cooking zones (2 x 18cm Plates and 2 x 21cm), auto pan detection, with boosters and 9 power levels each • Automatic safety switch-off • Touch Control • Child Lock • **Dimensions:** 900mm (W) x MIN 880mm / MAX 915mm (H*) x 600mm (D) *Height adjustable with cooker feet

SPECIAL FUNCTIONS & FEATURES:

Multifunction thermoventilated oven • Thermoseal™ cooking technology • Air cooling system • ECO mode • EverClean enamel interior • VapourClean and removable all glass inner door for easy cleaning • Storage Compartment

R 37 999

C61MXT2 (Stainless steel)

60^{CM} CONCERT ELECTRIC TOUCH INDUCTION COOKER

A



OVEN: 79L (Gross capacity) • 70L (Net capacity) • 6 cooking functions • 5 cooking levels • 50-260°C temperature range • Triple Glazed, CoolTouch oven door • 1 halogen light • **COOKTOP:** Black glass • 4 Induction cooking zones (with boosters and 9 power levels each) • Residual heat indicators • Timer with switch-off function • Automatic safety switch-off • Touch Control • Child Lock • **Dimensions:** 600mm (W) x MIN 873mm / MAX 913mm (H - adjustable with cooker feet) x 600mm (D)

SPECIAL FUNCTIONS & FEATURES:

Multifunction thermoventilated oven • Thermoseal™ cooking technology • Air cooling system • ECO mode • EverClean enamel interior • VapourClean and removable all glass inner door for easy cleaning

R 27 999

FREESTANDING LAUNDRY

Universal Range

*RRP (incl. VAT)

WM3T04XSA (Dark inox)

NEW 60^{CM} WASHING MACHINE

A++



10kg load capacity • 15 programmes • Brushless inverter motor • 1400 rpm max spin speed • Large 33cm loading hatch • Chrome trim • EasyGuide LED display • Child safety lock • Aquastop • 62L drum capacity

SPECIAL FEATURES & FUNCTIONS:

Automatic load balancing system • 15min QuickTime option • Daily 60min cycle • ECO mode • Anti-allergy cycle • Woolmark safe cycle • Stain type and level option • Handwash programme • Easy ironing cycle • Delay timer option (from 1-23hrs) • Active Aqua Jet • Auto dose • Steam • Filter maintenance indicator • Variable load

PRODUCT DIMENSIONS: 600mm (W) x 840mm (H) x 600mm (D)

10 YEAR INVERTER WARRANTY

R 15 499

D3T9XSA (Dark inox)

NEW 60^{CM} HEAT PUMP DRYER

A++



9kg load capacity • 15 programmes • Heat pump condenser • 38cm loading hatch • Chrome trim • Stainless steel drum • EasyGuide LED display • Child safety lock • Heat pump dryer • 113L drum capacity

SPECIAL FEATURES & FUNCTIONS:

Drying level and time function personalisation • 45min Express option • Delicate/temperature reduction option • **NEW** drying rack for shoes, toys or wools • Easy iron option • Special refresh cycle • Delay timer option (up to 23hrs) • Humidity sensor • Internal drum light • Drain pipe included

PRODUCT DIMENSIONS: 595mm (W) x 846mm (H) x 609mm (D)

R 16 999

WM3T84SSA (Silver)

NEW 60^{CM} WASHING MACHINE

A++



8kg load capacity • 15 programmes • Brushless inverter motor • 1400 rpm max spin speed • Large 33cm loading hatch • Chrome trim • EasyGuide LED display • Child safety lock • Anti flood function • Filter clean indicator

SPECIAL FEATURES & FUNCTIONS:

Automatic load balancing system • 15min QuickTime option • Daily 60min cycle • ECO mode • Anti-allergy cycle • Woolmark safe cycle • Stain type and level option • Steam • Handwash programme • Easy ironing cycle • Delay timer option (from 1-23hrs) • Filter clean indicator

PRODUCT DIMENSIONS: 600mm (W) x 840mm (H) x 600mm (D)

R 12 499

D3T7SSA (Silver)

NEW 60^{CM} CONDENSER DRYER

B



7kg load capacity • 15 programmes • Condensation drying system • 33cm loading hatch • 100L drum capacity • Chrome trim • Stainless steel drum • EasyGuide LED display • Child safety lock

SPECIAL FEATURES & FUNCTIONS:

Drying level and time function personalization • 29min Express option • Delicate/temperature reduction option • Internal light • Easy iron option • Special refresh cycle • Delay timer option (up to 23) • Clean filter indicator

PRODUCT DIMENSIONS: 595mm (W) x 846mm (H) x 609mm (D)

R 11 999

FREESTANDING LAUNDRY

Universal Range

*RRP (incl. VAT)

WD3T964SSA2 (Silver)

NEW 60^{CM} WASHER DRYER

A



9kg wash load capacity • 6kg dry load capacity • 15 programmes • 1400 rpm max spin speed • 33cm loading hatch • EasyGuide LED display • Active Aquajet • Child safety lock

R 19 999

SPECIAL FUNCTIONS & FEATURES:

High-efficiency brushless inverter motor • Auto load detection & optimal wash selection • 12min QuickTime option • Eco 20° cycle • Delicate drying option • Anti-allergy cycle • Auto load balancing system • Variable temperature & spin speed selection • Anti-foam system • Drying level, temperature and time function personalisation • Save+ Eco Wash • Delay timer option (Up to 24hrs)

PRODUCT DIMENSIONS: 600mm (W) x 820mm (H) x 560mm (D)

FREESTANDING DISHWASHERS

*RRP (incl. VAT)

DW9QSDXSA-1 (Stainless steel)

60^{CM} CLASSIC DISHWASHER

A++



14 Place-settings • Flexiduo cutlery 3rd tray • Powerful Planetarium™ wash system • 10+1 programmes • 9L water consumption/cycle • UltraQuiet noise level 43d(B) • Stainless-steel interior • 3 height adjustment levels of the upper basket • Interior LED Lights • Hidden control panel

R 23 999

SPECIAL FUNCTIONS & FEATURES:

Express 27min • Soak • Crystal • Full Express 60min • ECO wash mode • Auto Sensor 45-65 • Mix • Quiet (-2db) • Intense • Self clean programme • Hygiene programme • Half Load • Natural condenser drying with EnerSave option (automatic door opening system at the end of the cycle) • FlexiDuo cutlery basket • EasyGlide dishwasher basket system • Basket with anti-drip inserts • Delay timer option (up to 24hrs with automatic soak) • Total Aqua Stop overflow protection sensor

PRODUCT DIMENSIONS: 598mm (W) x 850mm (H) x 593mm (D)

DW83TXSA (Stainless steel)

NEW 60^{CM} DISHWASHER

A++



15 Place-settings • Fixed Cutlery 3rd Tray • Inverter Motor • Orbital wash system • 8+3 programmes • 11L water consumption/cycle • UltraQuiet noise level 44d(B) • Stainless-steel interior • 2 height adjustment levels of the upper basket 4cm • LED Time display

R 13 499

SPECIAL FUNCTIONS & FEATURES:

Express 30min • Soak • Glass • Full Express 60min • ECO wash mode • Auto Sensor 45-65 • Mix • Intense • Self clean programme • Hygiene programme • Sterilise programme • Dry Assist option (automatic door opening system at the end of the cycle) • Delay timer option (up to 24hrs with automatic soak) • Total AquaStop overflow protection sensor

PRODUCT DIMENSIONS: 598mm (W) x 848mm (H) x 593mm (D)

10 YEAR INVERTER WARRANTY

INTEGRATED LAUNDRY

Universal Range

*RRP (incl. VAT)

LSTA147SSA (White)

60^{CM} INTEGRATED WASHER DRYER

B



7kg wash load capacity • 4kg dry load capacity • 15 programmes • 1400 rpm max spin speed • 30cm loading hatch • EasyGuide LED display • Child safety lock

SPECIAL FEATURES & FUNCTIONS:

Automatic load balancing system • Antifoam system • Auto cleaning system • Humidity sensor • 15min QuickTime wash option • FlexiTime option • ECO mode • UltraQuiet night mode • Easy iron option • Special cycle to remove residual fluff from laundry • Delay timer option (1- 24hrs) • Adjustable hinges (cabinetry door can be fitted on right or left side)

PRODUCT DIMENSIONS: 600mm (W) x 820mm (H) x 560mm (D) • Refer to technical drawings for installation requirements

R 32 499

INTEGRATED DISHWASHERS

*RRP (incl. VAT)

DWI9QDLSA-1 (Stainless steel)

60^{CM} INTEGRATED DISHWASHER

A+



14 Place-settings • FlexiDuo cutlery 3rd tray • Powerful Planetarium™ wash system • 10+1 programmes • 7L water consumption/cycle • Noise level 42d(B) • Stainless steel interior • New Black Control Panel • Progress and end of cycle indicator with acoustic signal • 3 height adjustment levels of the upper basket

SPECIAL FUNCTIONS & FEATURES:

Express 27 min • Soak • Crystal • Full Express 60 min • ECO wash mode • Auto Sensor 45-65 • Mix • Quiet (-2db) • Intense • Self clean programme • Hygiene programme • Half Load • Dry Assist (automatic door opening system at the end of the cycle) • FlexiDuo cutlery basket • EasyGlide dishwasher basket system • Delay timer option (up to 24hrs with automatic soak) • Total AquaStop overflow protection sensor

PRODUCT DIMENSIONS: 600mm (W) x 820mm (H) x 550mm (D) • Refer to technical drawings for installation requirements

OPTIONAL ACCESSORIES:

KIT82CX: Stainless Steel Door with handle for - DWI SA models

10 YEAR INVERTER WARRANTY

R 19 999

R 5 599

DWI7QSA-1 (Stainless steel)

60^{CM} INTEGRATED DISHWASHER

A+



14 Place Setting • Fixed Cutlery 3rd Tray • Orbital wash system • 5 programmes (Including quick wash programmes) • 9lt water consumption/cycle • Noise Level 47db • surgical stainless steel interior • New Black control panel • 3 height adjustment of the upper basket

SPECIAL FUNCTIONS & FEATURES:

27min QuickTime option • Dry Assist (Automatic door opening at the end of the cycle) • Eco Wash mode • Aqua Stop • Delay timer option (3-6-9) with automatic soak • Flexi hinge system

PRODUCT DIMENSIONS: 600mm (W) x 820mm (H) x 550mm (D) • Refer to technical drawings for installation requirements

OPTIONAL ACCESSORIES:

KIT82CX: Stainless Steel Door with handle for - DWI SA models

R 14 999

R 5 599

INTEGRATED DISHWASHERS

Universal Range

*RRP (incl. VAT)

DWI245SA (Stainless steel)

NEW 45^{CM} INTEGRATED COMPACT DISHWASHER

A+



9 Place-settings • Height adjustable basket by 5cm • 8 programmes • 9.9L water consumption/cycle • Noise level 49d(B) • Stainless steel interior • New Black Control Panel • Progress and end of cycle indicator with acoustic signal

SPECIAL FUNCTIONS & FEATURES:

Express 30 min • Crystal • Full Express 60 min • ECO wash mode • Mix • Intense • Hygiene programme • Half Load FlexiZone • EasyGlide dishwasher basket system • Delay timer option up to 19hrs • Total AquaStop overflow protection sensor • Lower and upper basket with 2 foldable racks

PRODUCT DIMENSIONS: 450mm (W) x 820mm (H) x 550mm (D) • Refer to technical drawings for installation requirements

R 11 999

INTEGRATED REFRIGERATION

*RRP (incl. VAT)

ZAC8173N1F (White)

60^{CM} INTEGRATED FRIDGE & FREEZER

A+



254L fridge-freezer (Net capacity) • Internal LED lighting • LED display • **FRIDGE:** 193L fresh food storage capacity (Usable volume) • Covered sliding crisper drawers • 4 Adjustable glass shelves • 2 drawer compartments • **FREEZER** (bottom mount): 61L frozen food storage capacity (Usable volume) • 3 drawer compartments

SPECIAL FEATURES & FUNCTIONS:

Fan Assisted Fridge • **NO-FROST** freezer • Fast Freeze • Fast Cooling • Reversible door • Ventilated

PRODUCT DIMENSIONS: 548mm (W) x 1772mm (H) x 549mm (D) • Refer to technical drawing for space required to allow doors to open.

10 YEAR INVERTER WARRANTY

R 28 999

ZAS8F174NE & ZAS8L1743E (White)

55^{CM} INTEGRATED FRIDGE & FREEZER SET

A+



(UNITS SOLD SEPARATELY)

ZAS8F174NE: 204L frozen food storage (Net capacity) • Touch control LCD display • 2 drop-down door compartments • 5 drawer compartments • **NO-FROST** freezer system • FastFreeze function • Door and Temperature alarm • Sliding right hinge (with reversible door)

R 30 999

ZAS8L1743E: 308L (Net capacity) • Internal LED lighting • Touch control LCD display • Glass covered sliding crisper drawer • 5 adjustable glass shelves with chrome trim • Fan assisted cooling system • Holiday mode • Door and Temperature alarm • Sliding right hinge (with reversible door)

R 30 999

PRODUCT DIMENSIONS: 540mm (W) x 1780mm (H) x 549mm (D) • Refer to technical drawing for installation requirements • Door and Temperature alarm • Sliding right hinge (with reversible door)

FREESTANDING REFRIGERATION


Universal Range

*RRP (incl. VAT)

FQI60KDZA (Dark inox)

NEW 91^{CM} COMBINATION FRIDGE-FREEZER

A+



Finger proof Finishing • 522L fridge-freezer (Net capacity) • Electronic Temperature Control • External LED Display (On Door) • Internal LED Lighting in Fridge and Freezer • 1 x Adjustable glass shelves • Convertible Temperature Drawer in Fridge • 1 x Moisture drawer • 1 x 0°C drawer • **FRIDGE:** 343L storage capacity (Usable volume) • **FREEZER:** 179L frozen food storage capacity (Usable volume) • Freezer zone - 2 compartment + 1 easy access drawer • Multizone 2 compartment + 1 easy access drawer • 4 Star Freezing Capacity • Automatic Defrost • Integrated Handle

SPECIAL FEATURES & FUNCTIONS:

NO-FROST fridge-freezer system • Equilibrium refrigeration technology • Rapid sensors and alarm to monitor temperature • Inverter motor • ECO mode • Fast Freeze • Fast Cooling • Multizone • Holiday Mode • Variable Speed Compressor • Door Open Alarm

PRODUCT DIMENSIONS: 910mm (W) x 1905mm (H) x 690mm (D) including door • Refer to technical drawing for space required to allow doors to open

10 YEAR INVERTER WARRANTY

R 39 999

RFD50XZA (Stainless steel)

80^{CM} COMBINATION FRENCH DOOR FRIDGE-FREEZER

A+



453L fridge-freezer (Net capacity) • Electronic Control Display • Internal LED lighting • **FRIDGE:** 336L fresh food storage (Usable volume) • 0°C LifePlus chiller compartment • 1 Moisture compartment • 1 Flexi-temp compartment • Adjustable glass shelves • **FREEZER:** 131L frozen food storage capacity (Usable volume) • 2 deep storage containers and trays

SPECIAL FEATURES & FUNCTIONS:

MultiFlow ventilation cooling system • **NO-FROST** fridge-freezer system • Equilibrium refrigeration technology • Rapid sensors and alarm to monitor temperature • Inverter motor • ECO mode • Radar Platinum sterilization technology for healthy cooling

PRODUCT DIMENSIONS: 835mm (W) x 1898mm (H) x 670mm (D) including door • Refer to technical drawing for space required to allow doors to open

R 35 999

RC47KNZA (Dark inox)

NEW 70^{CM} COMBINATION FRIDGE-FREEZER

A+



453L fridge-freezer (Net capacity) • Electronic Temperature Control • Interior LED Display • Internal LED lighting • 2 x Adjustable glass shelves • 1 x Fruit/ Veg Drawer fitted with Humidity control* & Ultra fresh filter for preservation of freshness • **FRIDGE:** 350L chill storage capacity (Usable volume) • **FREEZER:** 103L frozen food storage capacity (Usable volume) • 2 x Freezer Compartment Storage Drawers • 1 Large Box 29cm (H) • 4 Star Freezing Capacity • Automatic Defrost • Fast Freezing Compartment/Button • Embedded handle

SPECIAL FEATURES & FUNCTIONS:

NO-FROST fridge-freezer system • Multi Flow • Rapid sensors and alarm to monitor temperature • ECO mode • Variable Speed Compressor • Door Open Alarm • Integrated Handle

PRODUCT DIMENSIONS: 700mm (W) x 1860mm (H) x 712mm (D) including door • Refer to technical drawing for space required to allow doors to open

R 25 999

FREESTANDING REFRIGERATION

Universal Range

*RRP (incl. VAT)

RC33KNZA (Dark inox)

NEW 60^{CM} COMBINATION FRIDGE-FREEZER

A+



Finger proof Finishing • 324L fridge-freezer (Net capacity) • Electronic Temperature Control • Interior LED Display • 2 LED side lights • 2 x Adjustable glass shelves (1 flexi slide glass shelf) • 1 x Fruit/ Veg Drawer with Humidity control* • Wine bottle shelf • **FRIDGE:** 230L chill storage capacity (Usable volume) • **FREEZER:** 94L frozen food storage capacity (Usable volume) • 3 x Freezer Compartment Storage Drawers • 4 Star Freezing Capacity

SPECIAL FEATURES & FUNCTIONS:

NO-FROST fridge-freezer system • Rapid sensors and alarm to monitor temperature • Inverter motor • ECO mode • Variable Speed Compressor • Door Open Alarm • Ultra fresh filter for preservation of freshness • Embedded handle • 3D logo

PRODUCT DIMENSIONS: 595mm (W) x 1860mm (H) x 650mm (D) including door • Refer to technical drawing for space required to allow doors to open

10 YEAR INVERTER WARRANTY

R 20 999

RC33SNZA (Silver/Inox)

NEW 60^{CM} COMBINATION FRIDGE-FREEZER

A+



Finger proof finish • 324L fridge-freezer (Net capacity) • Side integrated handles (Right hinge - reversible) • Electronic Temperature Control • Interior LED Display Control • LED Ceiling lighting • 2 x Adjustable glass shelves • 1 x 2 bottle holder • Drawer with Humidity control* • **FRIDGE:** 230L chill storage capacity (Usable volume) • **FREEZER:** 94L frozen food storage capacity (Usable volume) • 3 x Freezer Compartment Storage Drawers • 4 Star Freezing Capacity

SPECIAL FEATURES & FUNCTIONS:

Fast Freezing Button • **NO-FROST** fridge-freezer system • Rapid sensors and alarm to monitor temperature • Inverter motor • ECO mode • Variable Speed Compressor • Door Open Alarm

PRODUCT DIMENSIONS: 595mm (W) x 1860mm (H) x 650mm (D) including door • Refer to technical drawing for space required to allow doors to open

10 YEAR INVERTER WARRANTY

R 18 999

RF28KNZA & RL39KNZA (Dark inox)

NEW 60^{CM} FRIDGE AND FREEZER SET

A+



(UNITS SOLD SEPARATELY)

RL39KNZA: 380L Fridge (Net capacity) • Interior LED Display • 3 x Internal LED lighting • 4 x Adjustable glass shelves • 1 x Bottle Shelf • 1 x flexi-slide shelf • 1 x Life Plus Zone -0 Degrees • 1 x Fruit/ Veg Drawer fitted with Humidity control* & Ultra fresh filter for preservation of freshness • Automatic Defrost • **NO-FROST** fridge system • Multi Flow • Rapid sensors and alarm to monitor temperature • Inverter motor • ECO mode • Fast Cooling • Holiday Mode • Ultra fresh filter for preservation of freshness • Variable Speed Compressor • Door Open Alarm • Active - Outward facing handle • Finger proof Finishing • 3D Logo

RF28KNZA: 278L Freezer (Net capacity) • Electronic Temperature Control • Interior LED Display • Internal LED lighting • 2 x Easy access compartments • 5 x Drawers • Finger proof Finish • 4 Star Freezing Capacity • Manual door ice maker (Icematic) • **NO-FROST** system • Multi Flow • Rapid sensors and alarm to monitor temperature • Inverter motor • ECO mode • Fast Freeze • Holiday Mode • Door Open Alarm • External Handle • Connection strip included

PRODUCT DIMENSIONS: 595mm (W) x 1860mm (H) x 650mm (D) without handle • Refer to technical drawing for space required to allow doors to open

10 YEAR INVERTER WARRANTY

R 22 999

R 23 999

FREESTANDING REFRIGERATION

Universal Range

*RRP (incl. VAT)

ZAFA403NX & ZACV283NX (St/steel)

60^{CM} FRIDGE AND FREEZER SET

A+



(UNITS SOLD SEPARATELY)

ZAFA403NX: 358L fresh food storage (Net capacity) • Internal LED lighting • Touch control LED display • 2 Glass covered sliding crisper drawers • 3 adjustable glass shelves • MultiFlow ventilation cooling system • NO-FROST system • 0°C LifePlus chiller fridge compartment • Fast Cooling • ECO mode • Door and temperature alarm • Ionizer • Antibacterial Natural Ion technology • Right hinge reversible

R 20 999

ZACV283NX: 280L frozen food storage (Net capacity) • Internal LED lighting • Touch control LED display • 2 drop-down door compartments • 5 drawer compartments • **NO-FROST** system • Fast Freeze • ECO mode • Temperature alarm • Antibacterial odour filter • Left hinge reversible

R 20 999

PRODUCT DIMENSIONS: 595mm (W) x 1860mm (H) x 660mm (D) • Refer to technical drawing for space required to allow door to open

Connecting Strip (**REFLK**) - Silver Linking Kit

R 1 299

FREESTANDING WINE COOLERS

*RRP (incl. VAT)

SCV115G (Stainless steel & glass)

NEW 60^{CM} CLASSIC WINE COOLER

A



115 bottles/368L wine storage (Net capacity) • UV resistant glass door • Internal LED lighting • Fan assisted ventilation system • 1 fixed Slavonia oak shelf • 5 adjustable Slavonia oak shelves • 2 independent temperature zones, each with 5-22°C adjustable temperature range (No fixed shelf separating the zones) • Active charcoal air filter • Secure lock at base • EasyGuide LED display • Door and temperature alarm

R 51 999

OPTIONAL MODEL: Left hinge (**SCV115GS**)

PRODUCT DIMENSIONS: 600mm (W) x 1850mm (H) x 600mm (D) - excluding the handle • Refer to technical drawing for space required to allow door to open

RETRO REFRIGERATION

50's Style Collection

*RRP (incl. VAT)

FAB50RCR5 (Vintage cream)

80^{CM} EXTRA-VOLUME COMBINATION FRIDGE-FREEZER

A++



524L fridge-freezer (Net capacity) • 41db Noise Level • Internal LED lighting • MultiFlow ventilation cooling system • **NO-FROST** fridge-freezer system • **FRIDGE**: 400L fresh food storage and Chiller (Usable volume) • 0°C LifePlus compartment • Glass covered crisper drawers • Adjustable glass shelves • Adjustable door shelves • Ionizer • **CHILLER COMPARTMENT**: Fast Freeze • **FREEZER (top mount)**: 124L frozen food storage capacity (Usable volume) • Manual ice-maker

R 69 999

OPTIONAL MODEL: Left hinge (FAB50LCR5)

PRODUCT DIMENSIONS: 796mm(W) x 1921mm(H) x 805mm(D) • Refer to technical drawing for space required to allow doors to open

10 YEAR INVERTER WARRANTY

OPTIONAL COLOURS:



FAB50RBL5
GLOSSY BLACK



FAB50RPB5
PASTEL BLUE



FAB50RPG5
MINT



FAB50RRD5
FIERY RED



FAB50RWH5
ICE-WHITE

FAB50LBL5
LEFT HINGE

FAB32RPG5 (Mint)

60^{CM} COMBINATION FRIDGE-FREEZER

A++



331L fridge-freezer (Net capacity) • 37db Noise Level • Internal LED lighting • MultiFlow ventilation cooling system • ECO mode • Holiday mode • Temperature alarm • **NO-FROST** fridge-freezer system • **FRIDGE**: 204L fresh food storage (Usable volume) • 0°C LifePlus compartment • Glass covered crisper drawers • Adjustable glass shelves • Adjustable door shelves • **CHILLER COMPARTMENT**: 30L storage (Net capacity) • Fast Freeze and Fast Cooling • **FREEZER (bottom mount)**: 97L frozen food storage capacity (Net capacity)

R 56 499

OPTIONAL MODEL: Left hinge FAB32LPG5

PRODUCT DIMENSIONS: 601mm (W) x 1968mm (H) x 788mm (D) • Refer to technical drawing for space required to allow doors to open

10 YEAR INVERTER WARRANTY

OPTIONAL COLOURS:



FAB32RBL5
GLOSSY BLACK



FAB32RCR5
VINTAGE CREAM



FAB32RPB5
PASTEL BLUE



FAB32RPK5
PASTEL PINK*



FAB32RRD5
FIERY RED



FAB32RWH5
ICE-WHITE



FAB32ROR5
TANGERINE*



FAB32RLI5
LIME GREEN*



FAB32RBE5
BLUE*

***AVAILABLE BY SPECIAL ORDER ONLY**

FAB32LBL5
LEFT HINGE

FAB32LCR5
LEFT HINGE

FAB32LPB5
LEFT HINGE

FAB32LPK5
LEFT HINGE

FAB32LRD5
LEFT HINGE

FAB32LWH5
LEFT HINGE

FAB32LOR5
LEFT HINGE

RETRO REFRIGERATION

50's Style Collection

*RRP (incl. VAT)

FAB30RPB5 (Pastel blue)

60^{CM} COMBINATION FRIDGE-FREEZER

A+



294L fridge-freezer (Net capacity) • 37db Noise Level • Internal LED lighting • Fan assisted cooling system • **FRIDGE**: 222L fresh food storage (Usable volume) • 0°C LifePlus compartment • Glass covered crisper drawers • Adjustable glass shelves • Adjustable door shelves • **FREEZER (top mount)**: 72L frozen food storage capacity (Usable volume) • Manual Defrost

R 46 999

OPTIONAL MODEL: Left hinge (FAB30LPB5)

PRODUCT DIMENSIONS: 600mm (W) x 1720mm (H) x 788mm (D) • Refer to technical drawing for space required to allow doors to open

10 YEAR INVERTER WARRANTY

OPTIONAL COLOURS:



FAB30RBL5
GLOSSY BLACK



FAB30RCR5
VINTAGE CREAM



FAB30RPG5
MINT



FAB30RPK5
PASTEL PINK*



FAB30RRD5
FIERY RED



FAB30RWH5
ICE-WHITE



FAB30ROR5
TANGERINE*



FAB30RLI5
LIME GREEN*



FAB30RBE5
BLUE*

*AVAILABLE BY SPECIAL ORDER ONLY

FAB30LBL5
(LEFT HINGE)

FAB30LCR5
(LEFT HINGE)

FAB30LPG5
(LEFT HINGE)

FAB30LPK5
(LEFT HINGE)

FAB30LRD5
(LEFT HINGE)

FAB30LWH5
(LEFT HINGE)

FAB28RRD5 (Fiery red)

60^{CM} REFRIGERATOR

A+



270L (Net capacity) • **FRIDGE**: 244L fresh food storage (Usable volume) • Fan assisted cooling system) • Internal LED lighting • Glass covered sliding crisper drawers • Adjustable glass shelves • Adjustable door • 0°C LifePlus chiller compartment • **FREEZER**: 26L fresh food storage (Usable volume) shelves • Manual Defrost • 37db Noise Level

R 36 499

OPTIONAL MODEL: Left hinge (FAB28LRD5)

PRODUCT DIMENSIONS: 600mm (W) x 1500mm (H) x 788mm (D) • Refer to technical drawing for space required to allow door to open

10 YEAR INVERTER WARRANTY

OPTIONAL COLOURS:



FAB28RBL5
BLACK



FAB28RCR5
CREAM



FAB28RPB5
PASTEL BLUE



FAB28RPG5
MINT



FAB28RPK5
PASTEL PINK*



FAB28RWH5
ICE-WHITE



FAB28ROR5
TANGERINE*



FAB28RLI5
LIME GREEN*



FAB28RBE5
BLUE*



FAB28RYW5
YELLOW*

*AVAILABLE BY SPECIAL ORDER ONLY

FAB28LBL5
(LEFT HINGE)

FAB28LCR5
(LEFT HINGE)

FAB28LPB5
(LEFT HINGE)

FAB28LPG5
(LEFT HINGE)

FAB28LPK5
(LEFT HINGE)

FAB28LWH5
(LEFT HINGE)

SPECIAL EDITION RETRO REFRIGERATORS

50's Style Collection

*RRP (incl. VAT)

FAB28RBL5 (Matt black)

60^{CM} SPECIAL EDITION REFRIGERATOR

A+



Retro Designer Range • 270L (Net capacity) • **FRIDGE:** 244L fresh food storage (Usable volume) • Fan assisted cooling system) • Internal LED lighting • Glass covered sliding crisper drawers • Adjustable glass shelves • Adjustable door • 0°C LifePlus chiller compartment • **FREEZER:** 26L fresh food storage (Usable volume) shelves • Manual Defrost • 37db Noise Level.

PRODUCT DIMENSIONS: 600mm (W) x 1500mm (H) x 788mm (D) • Refer to technical drawing for space required to allow door to open

10 YEAR INVERTER WARRANTY

OPTIONAL MATT COLOURS:



FAB28RBL5
MATT BLACK



FAB28RDEG6
MATT
EMERALD
GREEN



FAB28RDSB6
MATT
STORM BLUE



FAB28RDP6
MATT
PERFECTLY
PALE



FAB28RDRB6
MATT
RUBY RED



FAB28RDRU6
MATT RUST

*AVAILABLE BY SPECIAL ORDER ONLY

OPTIONAL DESIGNS:



FAB28RDBB6
BLACK BOARD



FAB28RDI6
ITALIAN FLAG



FAB28RDUJ6
UNION JACK



FAB28RDMC6
MULTICOLOUR

*AVAILABLE BY SPECIAL ORDER ONLY

R 59 499

FAB10HRBL5 (Glossy black)

55^{CM} HAPPY BAR FRIDGE

A



130L fresh food storage (Net capacity) • 35db Noise Level • Internal LED lighting • Integrated wine/bottle rack • Adjustable glass shelves • Adjustable door shelves • Static cooling system • AutoDefrost

OPTIONAL MODEL: Left hinge (FAB10HLBL5)

PRODUCT DIMENSIONS: 543mm (W) x 960mm (H) x 632mm (D) • Refer to technical drawing for space required to allow door to open

OPTIONAL COLOURS:

ALL COLOURS AVAILABLE BY SPECIAL ORDER ONLY



FAB10HRCR5
VINTAGE CREAM



FAB10HRPB5
PASTEL BLUE



FAB10HRPG5
MINT



FAB10HRPK5
PASTEL PINK



FAB10HRRD5
FIERY RED



FAB10HRWH5
ICE-WHITE

FAB10HLCR5
(LEFT HINGE)

FAB10HLWH5
(LEFT HINGE)

R 24 999

SINK & TAP RANGE

*RRP (incl. VAT)

MDF50CRSA (Vintage cream)

NEW RETRO 50's STYLE CHROME TAP



482 x 268mm • Single lever • Spring Spout with 360° Swivel rotation • Energy Saving Cartridge system (ESC) • Ø 25 mm ceramic disc cartridge • 8.3L per minute

R 9 999

OPTIONAL COLOURS:



MDF50BLSA
GLOSSY BLACK

MDF50RDSA
FIERY RED

MDF50PBSA
PASTEL BLUE

MDF50PGSA
MINT

MDF50WWSA
ICE-WHITE

MDF50SSSA
ST/STEEL

LZ8116N (Black granite)

NEW DOUBLE BOWL INSET SINK



1160 x 500 x 210mm • Anthracite black Composite Granite • Anti-scratch surface • Applied logo • Right hand draining board (reversible) • 3.5" drainer • Overflow prevention • Strainer waste fitting with overflow and plumbing kit included

R 2 299

OPTIONAL COLOUR:



LZ8116CT
GREY GRANITE

VZP45N (Black granite)

SINGLE BOWL DOUBLE INSTALLATION SINK



380 x 440 x 210mm • Composite Granite • Anti-scratch surface • Applied logo • 3.5" drainer • Overflow prevention • Strainer waste fitting with overflow kit included

R 6 899

OPTIONAL COLOUR:



VZP45CT
GREY GRANITE

LRX902 (Stainless steel)

MIRA DOUBLE BOWL INSET SINK



897 x 510 x 219mm • Brushed AISI304 Stainless steel • Embossed logo • 3.5" drainer (with steel drain cover) • Overflow prevention • Strainer waste fitting with overflow kit, plumbing kit and gasket included

R 10 499

OPTIONAL SET OF GLASS SLIDERS:



CV840N2
BLACK GLASS

R 2 699

LDR116SA (Stainless steel)

MIRA DOUBLE BOWL INSET SINK



1160 x 500 x 215mm • Brushed AISI304 Stainless steel • Embossed logo • 3.5" drainer • Overflow prevention • Reversible draining board • Strainer waste fitting with overflow kit, plumbing kit and gasket included

R 8 499

LPR116SA (Stainless steel)

AURORA DOUBLE BOWL INSET SINK













1160 x 500 x 195mm • Brushed AISI304 Stainless steel • Embossed logo • Reversible draining board • 3.5" drainer • Overflow prevention • Strainer waste fitting with overflow kit, plumbing kit and gasket included

R 3 999

SINK & TAP RANGE

*RRP (incl. VAT)

VSTR34CUX (Copper)		MIRA SINGLE BOWL UNDERMOUNT SINK	
	400 x 340 x 200mm • Brushed Copper PVD • Embossed logo • 3.5" drainer (with steel drain cover) • Overflow prevention • Strainer waste fitting with overflow kit included		R 9 999
	OPTIONAL COLOUR:  VSTR34DKX DARK INOX		
VFU71SFR (Stainless steel)		MIRA SINGLE BOWL TRIPLE INSTALLATION SINK	
	750 x 440 x 200mm • Brushed AISI304 Stainless steel • Embossed logo • 3.5" drainer (with steel drain cover) • Overflow prevention • Strainer waste fitting with overflow kit included		R 8 399
	OPTIONAL SIZES:  VFU50SFR • 542 x 442 x 200mm		R 5 199
	 VFU40SFR • 440 x 440 x 200mm		R 4 699
VFU43SFR (Stainless steel)		SINGLE BOWL DOUBLE INSTALLATION SINK	
	435 Ø x 200mm • Brushed AISI304 Stainless steel • 3.5" drainer • Overflow prevention • Strainer waste fitting with overflow kit included		R 1 699
	*Not branded		
UM45 (Stainless steel)		ALBA SINGLE BOWL UNDERMOUNT SINK	
	470 x 420 x 180mm • Brushed AISI304 Stainless steel • Embossed logo • 3.5" drainer • Overflow prevention • Strainer waste fitting with overflow kit included		R 2 299
	OPTIONAL SIZES:  UM30 • 320 x 420 x 180mm		R 1 699
	 UM40 • 420 x 360 x 200mm		R 1 899
UM4040 (Stainless steel)		ALBA DOUBLE BOWL UNDERMOUNT SINK	
	760 x 450 x 180mm • Brushed AISI304 Stainless steel • Embossed logo • 3.5" drainer • Overflow prevention • Strainer waste fitting with overflow and plumbing kit included		R 5 199

OPTIONAL SINK ACCESSORIES

*RRP (incl. VAT)

698452642

KITW1 WASTE KIT



Plug standard waste kit

R 379

698452653

KITW2 PLUG



Plug standard waste kit

R 379

3712

DRAIN KIT



Siphon single bowl sinks (dishwasher connection included)

R 449

3713

DRAIN KIT



Siphon double bowls sinks (dishwasher connection include)

R 399

OPTIONAL COOKING ACCESSORIES

*RRP (incl. VAT)

GRILLPLATE (Cast iron)



30cm cast iron griddle stove top cooking accessory • Non-stick • Ribbed griddle tray designed to drain away excess grease • Oven and grill safe • Wide stainless steel handles • **Compatible with Smeg induction, gas and radiant hobs**

R 3 699

TPKPLATE (Stainless steel)



30cm Teppanyaki sear-plate • Even heat distribution when placed on a cooktop for easy preparation of multiple ingredients simultaneously • Wide stainless steel handles • **Compatible with Smeg induction, gas and radiant hobs**

R 3 699

AIRFRY (Air fryer rack)



Ideal for recreating traditional frying in the oven, but with fewer calories and less fat • Allows you to cook quick and simple dishes such as French fries, fried vegetables and fish, ensuring perfect browning and crispiness • **Compatible with all new Smeg SO oven range**

R 1 299

BBQ (Double sided BBQ plate)



Suitable for recreating succulent and crispy dishes in the oven with the typical taste of grilled cooking • The ribbed side is particularly suitable for meats and cheeses • The smooth side for fish, seafood and vegetables • **Compatible with all new Smeg SO oven range**

R 3 199

STONE (Refractory stone)

NEW



Ideal for cooking pizzas with the same results as a typical wood-fired oven • Can also be used for baking bread, focaccias and other recipes such as pies, flans or biscuits • **Compatible with all Smeg 60cm cookers and Smeg 60cm built-in ovens.**

R 3 199

PPR9 (Refractory stone)

(While stocks last)



Large, custom-designed refractory stone slab • Without handles • **Compatible with all Smeg 90cm cookers and Smeg 90cm built-in ovens**

R 4 199

STONE9 (Refractory stone)

COMING SOON



Large, custom-designed refractory stone slab • Without handles • **Compatible with all Smeg 90cm cookers and Smeg 90cm built-in ovens**

R 3 999

PALPZ (Stainless steel)



Stainless steel shovel • Heat-resistant handle which can be folded for easy storage

R 949

EXTRACTOR DUCTING ACCESSORIES

*RRP (incl. VAT)

EXTRACTOR DUCTING ACCESSORIES *Purchased through Service Department		
DUCTING HOSE - PER METER	125mm Diameter - 768975236	R 109
	150mm Diameter - 768975237	
	200mm Diameter - 768975821	
CLAMPS FOR DUCTING HOSE - EACH (2 NEEDED)	125mm Diameter - 825170475	R 59
	150mm Diameter - 825170476	
	200mm Diameter - 825170527	
NON RETURN VENT FOR DUCTING	125mm Diameter - 979130655	R 499
	150mm Diameter - 762173482	
	200mm Diameter - 762173778	
GENERAL		
WOKGHU • Cast iron Wok holder for all cooktops with cast iron pan stands		R 799

PROFESSIONAL PRODUCT CARE RANGE

*RRP (incl. VAT)

SURGE & VOLTAGE PROTECTOR		
	12-00602 • Refrigeration surge and voltage protector, 5 min delay	R 499
	12-00603 • Appliance surge and voltage protector, 10 second delay	R 499
SURFACE CARE		
	CERAINOX • Steel Polish Deoxidising cream for steel with high polishing and regenerating power. Application: ideal for cleaning and deoxidising stainless steel flame spreaders, burners, caps and grills. 250ml	R 249
	PASTA-X • Stainless Steel Refurbishing Paste, designed for the regular sanitising and polishing of stainless steel kitchen surfaces and appliances, such as stoves and sinks. With the included sponge, it lifts dirt and oxidation to leave the surface shining. 400g	R 299
	INOX-SP • Inox Splend Ready to use sanitizing detergent for the treatment of Teflon, plastic, stainless steel, aluminium or enameled surfaces. It does not leave residues on the treated surfaces and it does not require rinsing. 500mL	R 299
	MULTIUSO • Multiuso removes any type of dirt, both grease. It is specific for the removal of permanent markers and pens from hard washable surfaces. It can be used on glass, plastic, steel, Teflon and aluminium. Avoid painted surfaces. It does not need to be rinsed and does not leave marks. 500ml	R 299
	PANNO-VTR • Ultra microfibre smooth cleaning cloth. Ideal for the cleaning of glasses and mirrors	R 179
	PANNO-MF • Ultra microfibre cleaning cloth for domestic and professional use	R 179

PROFESSIONAL PRODUCT CARE RANGE

*RRP (incl. VAT)

SURFACE CARE



PULICERAM • Puliceram Sanitizing cleaner for induction and ceramic hobs. It removes greasy dirty and dries without leaving streaks. It does not corrode the aluminium. 500ml

R 299

OVEN CARE



CURAFORNO • Curaforno Professional oven cleaner specifically designed to remove carbonised fat residues from ovens, grills, cooking plates and barbecues. The special formula guarantees excellent results at room temperature which avoids the need to preheat the surface before use.

R 299

REFRIGERATOR CARE



CLEAN+ • Clean+ Especially recommended in the food industry thanks to its high degreasing power and excellent sanitizing effect. Ready to use sanitizing detergent for the treatment of refrigerators, slicers, food surfaces. It leaves no residues on the treated surfaces and does not require rinsing. 500ml

R 299

WASHING MACHINE



SGRASSANTE: Limescale remover for dishwashers and washing machines. Degreases, descales, and sanitises all the internal parts of domestic appliances. Unblocks and degreases dispenser nozzles from impurities and limescale contained in water.

R 299



ECOWASH: 30 washing sheets. 1 sheet for a 5kg load. Place sheet on the base of tub before loading laundry. Can also be used for hand washing. Activated from as low as 20 degrees. Can be used for both black and white laundry. Space saving packaging.

R 179

DISHWASHER



TABS • Dishwasher detergent tablets for household use. 1 tab is sufficient whatever the water condition. This tablet is not suitable for short programs. Use the normal washing programs (50°/65°C). 30 tablets

R 159



STOP CALC • Prevent scale. Improve household appliances operation increasing their lifetime and improving their efficiency. Reduce energy and detergent consumption.

R 499

COFFEE MACHINE



ANTI-KALK1 • Anti-Kalk Natural sanitising decalcifier for coffee machines. Its particular formulation guarantees a rapid descaling and a complete sanitisation of the machine thus preserving the taste and aroma of your espresso. This product can also be used in kettles. 1 Litre 50 Doses.

R 499



ANTI-KALK • Anti-Kalk Natural sanitising decalcifier for coffee machines. Its particular formulation guarantees a rapid descaling and a complete sanitisation of the machine thus preserving the taste and aroma of your espresso. This product can also be used in kettles. 250ml for 5 Doses.

R 189

SMEG WARRANTY COVERAGE

(Applicable only to appliances within the Republic of South Africa)

WARRANTY COVERAGE:

- **2-year Warranty** (24-Months): Applies to Small Appliances (Carry-In Warranty)
- **3-year Warranty** (36-Months): Applies to Major Domestic Appliances.
- **10-Year Inverter Motor Warranty**: Applies to qualifying Major Domestic Appliances.

Your new appliance is covered by a **3-year warranty** (major appliances) or **2-year warranty** (small appliances) warranty, protecting against electrical and mechanical breakdowns.

To qualify for the **10-year inverter motor warranty**, which includes both spare parts and labour, your product must be successfully registered with Smeg within 60 days from the date of purchase. To register your product, please visit: <https://www.smeg.com/za/register-your-smeg-appliance>. Please note that in some cases, the use of a trip connect surge protector may be required to maintain warranty coverage.

Please review the terms and conditions carefully. Retaining the original purchase invoice is essential for receiving assistance during the warranty period.

WARRANTY CONDITIONS:

Smeg South Africa (Pty) Ltd undertake that if, within the specified warranty period, your Smeg appliance is found to be defective due to faulty workmanship or materials, we will, at our discretion, repair or replace the appliance, including labour and materials, under the following conditions:

- The appliance has been correctly installed and used only with the electricity or gas supply specified on the rating plate.
- The appliance has been used for normal domestic purposes only and in accordance with the manufacturer's operating and maintenance instructions.
- The appliance has not been serviced, maintained, repaired, taken apart, or tampered with by any person not authorized by Smeg South Africa (Pty) Ltd.
- All service work under this warranty must be undertaken by Smeg South Africa (Pty) Ltd Service: **Johannesburg** (011) 656 0025; **Durban** (031) 566 2770; **Cape Town** (021) 418 9934 or Toll-free on 0860 102 984
- Any appliance or defective part replaced becomes the property of Smeg South Africa (Pty) Ltd.
- To register your product, please visit: <https://www.smeg.com/za/register-your-smeg-appliance>

WARRANTY EXCLUSIONS:

- Damage or faults resulting from transportation, improper use, or neglect.
- The replacement of any removable glass or plastic components.
- The replacement of any light bulb or electrical part damaged by a power surge. To protect your appliances against power surges and fluctuations, including those from inverters and generators, please ensure the installation of active surge protectors for over- and under-voltage protection.
- Costs incurred for correcting improperly installed appliances.
- Damage to electrical parts caused by insect infestation.
- Appliances used in a commercial environment.
- Call-out charges where no fault is found or due to incorrect usage or misunderstanding by the customer.

PLEASE NOTE:

Service call-outs are made between 8:30 am and 4:30 pm, Monday to Friday only. Transport costs at local AA rates will be applied to all warranty service calls made outside a 60 km range from a major city centre.

COOKWARE
5YEAR
WARRANTY


SMALL APPLIANCES
2YEAR
WARRANTY

LARGE APPLIANCES
3YEAR
WARRANTY

GRANITE SINKS
5YEAR
WARRANTY

STAINLESS STEEL SINKS
10YEAR
WARRANTY

SINK MIXERS
5YEAR
WARRANTY



SCAN ME FOR
TECHNICAL DRAWINGS



Smeg South Africa (Pty) Ltd

www.smeg.co.za | info@smegsa.co.za

Head Office

Tel (011) 463 1016
2985 Bryanston Boulevard,
Cnr. Winnie Mandela and Bryanston Drive
Bryanston, Sandton, 2191
jhbinfo@smegsa.co.za

Cape Town Showroom

Tel (021) 418 9934
Shop 2A, Waterway House, Dock Rd,
V&A Waterfront, Cape Town, 8001
cptinfo@smegsa.co.za

Durban Showroom

Tel (031) 566 2770
Shop No.3, Beacon Rock, 21 Lighthouse Road,
Umhlanga Rocks
dbninfo@smegsa.co.za

Smeg Service Department

Tel (011) 656 0025
Unit 1 Linbro Logistics Park,
1st Avenue, Ext 1. Linbro Park
service@smegsa.co.za | spares@smegsa.co.za



MADE IN ITALY

A horizontal bar representing the Italian flag, with green on the left, white in the center, and red on the right.

PREMIUM QUALITY DESIGN