


	HBG7764B1	HBG7563B1
<b>Product Description</b>	<b>SERIE 8 MULTIFUNCTION OVEN WITH PYROLYTIC CLEANING</b>	<b>SERIE 8 MULTIFUNCTION OVEN</b>
<b>Heating Methods</b>	14 Heating methods: 4D Hot Air, Top/bottom heat, Hot Air Grilling, Gentle Hot Air, Gentle Top/bottom heat, Full width grill, Half width grill, Pizza setting, Bottom heat, Low temperature cooking, Defrost, Plate warming, Keep Warm, Air Fry	14 Heating methods: 4D Hot Air, Top/bottom heat, Hot Air Grilling, Gentle Hot Air, Gentle Top/bottom heat, Full width grill, Half width grill, Pizza setting, Bottom heat, Low temperature cooking, Defrost, Plate warming, Keep Warm, Air Fry
<b>Comfort and Safety</b>	Oven Capacity: 71 Litres Temperature range 30°C – 300°C TFT touch display Plus Temperature proposal Actual temperature display Oven door with SoftOpen and SoftClose Dish Assist PerfectRoast plus PerfectBake plus Electronic clock Rapid heating-up LED interior lighting Child lock Quadruple glazed door, CoolTouch door HomeConnect ready on Wi-Fi	Oven Capacity: 71 Litres Temperature range 30°C – 300°C TFT touch display Plus Temperature proposal Actual temperature display Oven door with SoftOpen and SoftClose Dish Assist PerfectRoast plus Electronic clock Rapid heating-up LED interior lighting Child lock Triple glazed door, CoolTouch door HomeConnect ready on Wi-Fi
<b>Cleaning</b>	Pyrolytic self-cleaning Full glass inner door	EcoClean Direct (back panel, ceiling, side liners) Cleaning Assistance (programme) Full glass inner door
<b>Design</b>	Digital control ring Cavity inner surface: Enamel Bar handle	Digital control ring Cavity inner surface: Enamel Bar handle
<b>Accessories*</b>	1 x Combination grid 1 x Enamel baking tray 1 x Universal pan (optional: telescopic rails HEZ638070)	1 x Combination grid 1 x Enamel baking tray 1 x Universal pan 1 x Air Fry grid (optional: telescopic rails HEZ638000)
<b>Product Specs</b>	Overall: (H x W x D): 59.5 x 59.4 x 54.8cm Aperture: (H x W x D): 58.5-59.5 x 56.0-56.8 x 55.0cm Rating: 3600W	Overall: (H x W x D): 59.5 x 59.4 x 54.8cm Aperture: (H x W x D): 58.5-59.5 x 56.0-56.8 x 55.0cm Rating: 3600W
<b>Barcode</b>	<b>4242005326679</b>	<b>4242005326464</b>
<b>Price Excl. VAT*</b>	<b>R 23 912.00</b>	<b>R 17 825.22</b>
<b>Price Incl. VAT**</b>	<b>R 27 499.00</b>	<b>R 20 499.00</b>



	HBG7341B1M	CMG7241B1
<b>Product Description</b>	<b>SERIE 8 MULTIFUNCTION OVEN</b>	<b>SERIE 8 BUILT-IN MICROWAVE OVEN</b>
<b>Heating Methods</b>	14 Heating methods: 3D Hot Air, Top/bottom heat, Hot Air Grilling, Gentle Hot Air, Gentle Top/bottom heat, Full width grill, Half width grill, Pizza setting, Bottom heat, Low temperature cooking, Defrost, Plate warming, Keep Warm, Air Fry	2D Hot Air, Top/bottom heat, Hot Air grilling, Gentle Hot Air, Gentle Top/bottom heat, Full width grill, Half width grill, Bottom heat, Plate warming, Air Fry, Circulating Air 5 Microwave power settings: 90W / 180W / 360W / 600W / Boost Microwave / Oven Combi: Top/bottom heat + MW, Grill + MW, Half width grill + MW, Hot Air grilling + MW
<b>Comfort and Safety</b>	Oven Capacity: 71 Litres Temperature range 30°C – 300°C TFT touch display Temperature proposal Actual temperature display Oven door with SoftOpen and SoftClose Dish Assist Electronic clock Rapid heating-up Halogen interior lighting Child lock Triple glazed door, CoolTouch door HomeConnect ready on Wi-Fi	Oven Capacity: 45 Litres Temperature range 30°C – 230°C TFT touch display Temperature proposal Actual temperature display Oven door with SoftOpen and SoftClose Dish Assist Electronic clock Rapid heating-up LED interior lighting Child lock Triple glazed door, CoolTouch door HomeConnect ready on Wi-Fi
<b>Cleaning</b>	EcoClean Direct (back panel) Cleaning Assistance (programme) Full glass inner door	Cleaning Assistance (programme)
<b>Design</b>	Digital control ring Cavity inner surface: Enamel Bar handle	Digital control ring Cavity inner surface: Enamel Bar handle
<b>Accessories*</b>	1 x Combination grid 1 x Enamel baking tray 1 x Universal pan 1 x Air Fry grid (optional: telescopic rails HEZ638000)	1 x Combination grid 1 x Universal pan
<b>Product Specs</b>	Overall: (H x W x D): 59.5 x 59.4 x 54.8cm Aperture: (H x W x D): 58.5-59.5 x 56.0-56.8 x 55.0cm Rating: 3600W	Overall: (H x W x D): 45.5 x 59.4 x 54.8cm Aperture: (H x W x D): 45.0 – 45.5 x 56.0 – 56.8 x 55.0cm Rating: 3600W
<b>Barcode</b>	<b>4242005326365</b>	<b>4242005325924</b>
<b>Price Excl. VAT*</b>	<b>R 15 912.00</b>	<b>R 21 129.57</b>
<b>Price Incl. VAT**</b>	<b>R 18 299.00</b>	<b>R 24 299.00</b>





































CTL7181B0	
<b>Product Description</b>	<b>SERIE 8</b> <b>FULLY AUTOMATIC COFFEE MACHINE, BLACK</b>
<b>Comfort and Safety</b>	<p><b>Flavour</b>  Up to 29 different coffee specialties (within appliance and Home Connect app)  Warm milk, milk froth and hot water function  Pot function – brew a whole pot of Café Crema  AromaSelect – 3 different aroma profiles (mild, balanced, distinctive)  Adjustable milk ratio for classic milk-mix beverages  Intelligent strength adjustment – adaptive coffee management based on strength and size  AromaDouble Shot</p> <p><b>Home Connect</b>  coffeeWorld: additional international coffee specialties are available in the app  coffeePlaylist: Simply enter several drinks you would like into the app in one go. Your appliance will then work through them one by one.  Cleaning program: The Home connect app reminds you when an action on the device is required during a cleaning program</p> <p><b>Convenience</b>  TFT-Touchdisplay Pro - 6.8" TFT- colour display with touch and slide functionality  oneTouch Function: All coffee and milk beverages are prepared at the touch of a button  superSilent: The most silent fully-automatic espresso makers  individualCoffee System: Personal beverage menu for up to 30 profiles  Coffee outlet and milk frother height-adjustable: Up to 15cm high  oneTouch DoubleCup: Prepare two cups simultaneously for all coffee or milk specialties  Water tank removable for easy refilling (2.4l volume)</p> <p><b>Performance</b>  ceramDrive: Quiet premium grinder made of wear-resistant ceramic  In addition to beverages also available separately: milk foam, hot water  Reduced heat-up time: Fast first cup  Water pump with 19 bar pressure  Separate chute for ground coffee, e.g. caffeine-free coffee</p> <p><b>Hygiene</b>  Removable brewing unit  autoMilk Clean: Automatic steam cleaning after every drink  Milk frother removable and dishwasher-proof  Automatic rinsing program when switching off, switching on  calc'nClean: Automatic cleaning and descaling programme  Reminds in time of water filter change, descaling, cleaning  Drip tray and coffee grounds container removable and dishwasher-proof</p> <p><b>Miscellaneous</b>  Integrated milk container: easy to remove, fits into the fridge door, dishwasher-proof (0,7 ml)  Illuminated coffee outlet and stage  Bean container with aroma protection lid (500g volume)  Grinding fineness adjustable (multi-level)  Display language selectable  Child safety lock: Unintended brewing process not possible</p>
<b>Accessories*</b>	1 x milk container, 1 x test strip, 1 x connection hose for milk frother, 1 x milk pipe, 1 x welcome-Box
<b>Product Specs</b>	Overall (H x W x D): 45.5 x 59.4 x 38.5 cm Aperture (H x W x D): 44.5 x 55.8 x 37.6 cm Rating: 1500W
<b>Barcode</b>	4242005310340
<b>Price Excl. VAT*</b>	R 36 581.74
<b>Price Incl. VAT**</b>	R 42 069.00













	BID7101B1	BIC7101B1
<b>Product Description</b>	<b>SERIE 8 WARMER DRAWER (29cm)</b>	<b>SERIE 8 WARMER DRAWER (14cm)</b>
<b>Heating Methods</b>	Heating plate made of toughened glass Low temperature cooking, Keep warm, Plate warming, Cup warming	Heating plate made of toughened glass Low temperature cooking, Keep warm, Plate warming, Cup warming)
<b>Comfort and Safety</b>	Cavity volume: 54 l Loading up to 25 kg Max. loading espresso cups: 192 PC Max. loading plates: 40 PC Touch control illuminated Temperature control in 6 steps: ca. 30°C – 80°C (glass surface temperature) Opening without handle (push/pull) Favourite button (via Home Connect app)	Cavity volume: 20 l Loading up to 25 kg Max. load espresso cups: 64 PC Max. load plates: 12 PC Touch control illuminated Temperature control in 6 steps: ca. 30°C – 80°C (glass surface temperature) Opening without handle (push/pull) Favourite button (via Home Connect app)
<b>Product Specs</b>	Overall: (H x W x D): 29.0 x 59.4 x 51.8cm Aperture: (H x W x D): 29.0 x 56.0 – 56.8 x 55.0 cm Rating: 810W	Overall: (H x W x D): 14.0 x 59.4 x 51.8cm Aperture: (H x W x D): 14.0 x 56.0 – 56.8 x 55.0 cm Rating: 810W
<b>Barcode</b>	<b>4242005323029</b>	<b>4242005311804</b>
<b>Price Excl. VAT*</b>	<b>R 13 912.17</b>	<b>R 12 694.78</b>
<b>Price Incl. VAT**</b>	<b>R 15 999.00</b>	<b>R 14 599.00</b>



















	<b>HBG676ES6 (WHILE STOCKS LAST)</b>	<b>HBG655BS1 (WHILE STOCKS LAST)</b>	<b>HBG634BS1 (WHILE STOCKS LAST)</b>
	     	             	             
<b>Product Description</b>	<b>SERIE 8 MULTIFUNCTION OVEN HOME CONNECT</b>	<b>SERIE 8 MULTIFUNCTION OVEN</b>	<b>SERIE 8 MULTIFUNCTION OVEN</b>
<b>Heating Methods</b>	4D Hot Air, HotAir Eco, Top/bottom heat, Top/bottom heat Eco, Hot air grilling, Full width grill, Half width grill, Pizza setting, Bottom heat, Low temperature cooking, Defrost, Preheating, Keep Warm	4D hot air, HotAir Eco, Top/bottom heat, Top/bottom heat Eco, Hot air grilling, Full width grill, Half width grill, Pizza setting, Bottom heat, Slow cooking, Defrost, Plate warming, Keep warm	4D hot air, HotAir Eco, Top/bottom heat, Top/bottom heat Eco, Hot air grilling, Full width grill, Half width grill, Pizza setting, Bottom heat, Slow cooking, Defrost, Plate warming, Keep warm
<b>Comfort and Safety</b>	Oven Capacity: 71 Litres Temperature range 30°C – 300°C 3x 2,5"-TFT colour and graphics display with direct touch function Temperature proposal Actual temperature display SoftClose oven door, soft opening Dish Categories PerfectBake PerfectRoast meat Probe Electronic clock Rapid heating-up Halogen interior lighting Stainless-steel fan Info button Maximum window temperature 40° C Child lock HomeConnect ready on Wi-Fi	Oven Capacity: 71 Litres Temperature range 30 °C - 300 °C 2,5"-TFT color and text display with touch control button Temperature proposal Actual temperature display AutoPilot, 10 automatic programmes SoftClose oven door, soft opening Electronic clock Rapid heating-up Halogen interior lighting Stainless-steel fan Info button Maximum window temperature 40°C Child lock	Oven Capacity: 71 Litres Temperature range 30 °C - 300 °C 2,5"-TFT color and text display with touch control button Temperature proposal Actual temperature display SoftClose oven door, soft opening Electronic clock Rapid heating-up Halogen interior lighting Stainless-steel fan Info button Maximum window temperature 40° C Child lock
<b>Cleaning</b>	Pyrolytic self-cleaning function Cleaning Assistance Full glass inner door	Ecolyse features: ceiling, side liners, back panel EcoClean direct Full glass inner door	Ecolyse features: back panel Full glass inner door
<b>Design</b>	Rotary swivel Cavity inner surface: Enamel anthracite Bar handle Cavity with shelf support rails (telescopic rails available as accessory)	Rotary swivel Cavity inner surface: Enamel anthracite Bar handle Cavity with shelf support rails (telescopic rails available as accessory)	Rotary swivel Cavity inner surface: Enamel anthracite Bar handle Cavity with shelf support rails (telescopic rails available as accessory)
<b>Accessories*</b>	1 x Combination grid 1 x Enamel baking tray 1 x Universal pan	1 x Enamel baking tray 1 x Combination grid 1 x Universal pan	1 x Enamel baking tray 1 x Combination grid 1 x Universal pan
<b>Product Specs</b>	Overall: (H x W x D): 59.5 x 59.5 x 54.8cm Aperture: (H x W x D): 58.5-59.5 x 56.0-56.8 x 55.0cm Rating: 3600W	Overall (H x W x D): 59.5 x 59.5 x 54.8cm Aperture (H x W x D): 58.5-59.5 x 56.0-56.8 x 55.0cm Rating: 3650W	Overall (H x W x D): 59.5 x 59.5 x 54.8cm Aperture (H x W x D): 58.5-59.5 x 56.0-56.8 x 55.0cm Rating: 3650W
<b>Barcode</b>	<b>4242002911335</b>	<b>4242002807768</b>	<b>4242002789019</b>
<b>Price Excl. VAT*</b>	<b>R 23 042.61</b>	<b>R 15 912.17</b>	<b>R 14 868.70</b>
<b>Price Incl. VAT**</b>	<b>R 26 499.00</b>	<b>R 18 299.00</b>	<b>R 17 099.00</b>






	HIJ354ES0Z	HBJ354ES0Z (WHILE STOCKS LAST)
	 	       
<b>Product Description</b>	<b>SERIE 6 60CM MULTIFUNCTION OVEN WITH ADDED STEAM FUNCTION</b>	<b>SERIE 6 60CM MULTIFUNCTION OVEN</b>
<b>Heating Methods</b>	3D Hot air, Top / bottom heat, Hot air grilling, Pizza setting, Bottom heat, Defrost, Hot air gentle, Full width variable grill, Hot air steam Added steam function with steam bowl	3D hot air, Top / Bottom heat, Hot air grilling, Pizza setting, Bottom heat, Defrost, Hot air gentle, Full width variable grill
<b>Comfort and Safety</b>	Oven capacity: 66 Litres Electronic clock LCD display control Temperature range 50 °C - 270 °C Quick heat function Halogen interior light Soft close oven door Child lock	Oven capacity: 66 Litres Electronic clock LCD display control Temperature range 50 °C - 275 °C Quick heat function Oven window temperature max. 50°C Halogen interior light Soft close oven door Child lock
<b>Cleaning</b>	EcoClean Direct: Rear panel, side liners, ceiling Full glass inner door	EcoClean Direct: Rear panel, side liners, ceiling GranitEnamel oven interior Full glass inner door
<b>Design</b>	Enamelled cavity: grey Pop-out controls Telescopic rail	Pop-out controls Telescopic rails
<b>Accessories*</b>	1 x Enamel baking tray 1 x Combination grid 1 x Universal pan	1 x Enamel baking tray 1 x Combination grid 1 x Universal pan
<b>Product Specs</b>	Overall (H x W x D): 59.5 cm x 59.4 cm x 54.8 cm Aperture (H x W x D): 57.5-59.7 cm x 56.0-56.8 cm x 55.0 cm Rating: 3300W	Overall (H x W x D): 59.5 cm x 59.4 cm x 54.8 cm Aperture (H x W x D): 57.5-59.7 cm x 56.0-56.8 cm x 55.0 cm Rating: 3300W
<b>Barcode</b>	<b>4242005310005</b>	<b>4242005047994</b>
<b>Price Excl. VAT*</b>	<b>R 10 433.91</b>	<b>R 9 738.26</b>
<b>Price Incl. VAT**</b>	<b>R 11 999.00</b>	<b>R 11 199.00</b>






	HBJ534ES0Z	HBF113BS0Z
	        	      
<b>Product Description</b>	<b>SERIE 4 60CM MULTIFUNCTION OVEN</b>	<b>SERIE 2 60CM MULTIFUNCTION OVEN</b>
<b>Heating Methods</b>	3D Hot air, Top / Bottom heat, Hot air grilling, Pizza setting, Bottom heat, Defrost, Hot air gentle, Full width variable grill	3D hot air, Top / Bottom heat, Hot air grilling, Defrost, Hot air gentle, Full width variable grill
<b>Comfort and Safety</b>	Oven capacity: 66 Litres Electronic clock Temperature range 50 °C - 275 °C Quick heat function Oven window temperature max. 50°C Soft close oven door Child lock	Oven capacity: 66 Litres Electronic clock LED display control (red) Temperature range 50 °C - 275 °C Quick heat function Oven window temperature max. 50°C Halogen interior light Child lock
<b>Cleaning</b>	EcoClean Direct: Rear panel GranitEnamel oven interior Full glass inner door	Full glass inner door
<b>Design</b>	Pop-out controls Telescopic rails	Pop-out controls
<b>Accessories*</b>	1 x Enamel baking tray 1 x Combination grid 1 x Universal pan	1 x Combination grid 1 x Universal pan
<b>Product Specs</b>	Overall (H x W x D): 59.5 cm x 59.4 cm x 54.8 cm Aperture (H x W x D): 57.5-59.7 cm x 56.0-56.8 cm x 55.0 cm Rating: 3300W	Overall (H x W x D): 59.5 cm x 59.4 cm x 54.8 cm Aperture (H x W x D): 57.5-59.7 cm x 56.0-56.8 cm x 55.0 cm Rating: 3300W
<b>Barcode</b>	<b>4242005048045</b>	<b>4242005047185</b>
<b>Price Excl. VAT*</b>	<b>R 9 216.52</b>	<b>R 8 694.78</b>
<b>Price Incl. VAT**</b>	<b>R 10 599.00</b>	<b>R 9 999.00</b>

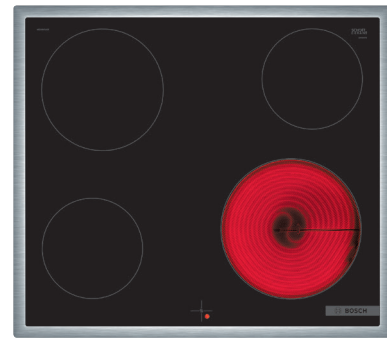










	HBF010BA0Z	HBF011BR1Z	HBF010BR1Z
			
<b>Product Description</b>	<b>SERIE 2 60CM MULTIFUNCTION OVEN</b>	<b>SERIE 2 60CM MULTIFUNCTION OVEN</b>	<b>SERIE 2 60CM MULTIFUNCTION OVEN</b>
<b>Heating Methods</b>	3D Hot air, Top / Bottom heat, Hot air grilling, Defrost, Full width variable grill	3D Hot air, Top / Bottom heat, Hot air grilling, Defrost, Full width variable grill	3D Hot air, Top / Bottom heat, Hot air grilling, Defrost, Full width variable grill
<b>Comfort and Safety</b>	Oven capacity: 66 Litres Temperature range 50 °C - 270 °C Quick heat function Halogen interior light	Oven capacity: 66 Litres Temperature range 50°C-270°C Quick heat function Mechanical Timer Halogen interior light Integral cooling fan	Oven capacity: 66 Litres Temperature range 50°C-270°C Quick heat function Halogen interior light Integral cooling fan
<b>Cleaning</b>	Removable Oven door for easy cleaning		Removable oven door for easy-cleaning
<b>Design</b>	Enamelled cavity: brown	Enamelled cavity: brown	Enamelled cavity: brown Cavity with removable rack supports
<b>Accessories*</b>	1 x Combination grid 1 x Universal pan 1 x Enamel baking tray	1 x Combination grid 1 x Universal pan	1 x Combination grid 1 x Enamel baking tray 1 x Universal pan
<b>Product Specs</b>	Overall (H x W x D): 59.5 cm x 59.4 cm x 54.8 cm Aperture (H x W x D): 57.5-59.7 cm x 56.0 – 56.8 cm x 55.0 cm Rating 3300W	Overall (H x W x D): 59.5 cm x 59.4 cm x 54.8 cm Aperture (H x W x D): 57.5-59.7 cm x 56.0 – 56.8 cm x 55.0 cm Rating 3300W	Overall (H x W x D): 59.5 cm x 59.4 cm x 54.8 cm Aperture (H x W x D): 57.5-59.7 cm x 56.0 – 56.8 cm x 55.0 cm Rating 3300W
<b>Barcode</b>	<b>4242005317554</b>	<b>4242005317561</b>	<b>4242005317974</b>
<b>Price Excl. VAT*</b>	<b>R 7 651.30</b>	<b>R7 738.26</b>	<b>R 7 651.30</b>
<b>Price Incl. VAT**</b>	<b>R 8 799.00</b>	<b>R8 899.00</b>	<b>R 8 799.00</b>





	VBD554FS0	VBC514CR0	HGL10E150
			
<b>Product Description</b>	<b>SERIE 4 90CM BUILT-IN OVEN</b>	<b>SERIE 4 90CM BUILT-IN OVEN</b>	<b>SERIE 4 60CM GAS BUILT-IN OVEN</b>
<b>Heating Methods</b>	Bottom heat, Circulating air, Top/bottom heat, Top/bottom heat gentle, Full width grill, Hot air grilling, Rotisserie	Bottom heat, Circulating air, Top/bottom heat, Top/bottom heat gentle, Full width grill, Hot air grilling, Rotisserie	Full-surface grill/broiler, Max Rotisserie, Gas bottom heating
<b>Comfort and Safety</b>	Oven capacity: 112 Litres Temperature range 30°C-250°C Electronic clock Oven interior light – 2 elongated halogen lights Integral cooling fan Child lock Automatic switch off	Oven capacity: 85 Litres Temperature range 30°C-250°C Electronic clock Oven interior light – 2 elongated halogen lights Integral cooling fan Child lock Automatic switch off	Oven capacity: 60 Litres Grill heating element: Electric 1.8 KW Oven burner with Knob ignition Thermoelectric ignition Oven light
<b>Cleaning</b>	Catalytic side liners and back panel Full glass inner door	Catalytic side liners and back panel Full glass inner door	Catalytic side liners
<b>Design</b>	Pop-out controls, touch controls Oven cavity with removable rack supports 1-fold telescopic rail	Rotary Knobs, Touch control	Full glass inner door - triple glazed door
<b>Accessories*</b>	1 x enamel baking tray 1 x combination grid 1 x universal pan	1 x Grid 1 x Universal Pan	1 x Grid 1 x Enamel baking tray 1 x Nozzle set for natural gas
<b>Product Specs</b>	Overall (H x W x D): 59.4 x 89.6 x 57.0cm Aperture (H x W x D): 60.0-60.4 x 86.0-86 x 56.0cm Rating: 3300 W	Overall (H x W x D): 47.5 x 89.6 x 57.2 cm Aperture (H x W x D): 47.7-48.0 x 86.0-86.4 x 56.0cm Rating: 3100W	Overall (H x W x D): 59.2 x 59.7 x 57.0cm Aperture (H x W x D): 58.3 x 56.0 x 56.0cm Rating: 1900W
<b>Barcode</b>	<b>4242005034727</b>	<b>4242005034673</b>	<b>4242002753256</b>
<b>Price Excl. VAT*</b>	<b>R 25 390.43</b>	<b>R 23 477.39</b>	<b>R 10 694.78</b>
<b>Price Incl. VAT**</b>	<b>R 29 199.00</b>	<b>R 26 999.00</b>	<b>R 12 299.00</b>








	HEF010BR2Z (WHILE STOCKS LAST)	NKE645GA2E (WHILE STOCKS LAST)
	    	  
Product Description	<b>SERIE 2</b> <b>60CM UNDER COUNTER MULTIFUNCTION OVEN</b>	<b>SERIE 4</b> <b>60CM CERAMIC HOB WITHOUT CONTROLS</b>
Heating Methods	3D Hot air, Top / bottom heat, Hot air gentle, Hot air grilling, Full width variable grill	
Comfort and Safety	Oven Capacity: 66 Litres Temperature range 50 °C - 270 °C Infinitely adjustable cooking zones Interior lighting Oven window temperature max. 50°C	4 High Speed Cooking zones 4 Fold residual heat indicator
Cleaning	Removable oven door for easy cleaning Full glass inner door	
Design	Cavity inner surface: brown <b>To be combined with NE645GA2E</b>	Stainless Steel frame Decorated HighSpeed ceramic glass <b>To be combined with /HEF010BR2Z</b>
Accessories*	1 x Combination grid 1 x Universal pan 1 x Enamel baking tray	
Product Specs	Overall (H x W x D): 59.5 x 59.5 x 54.8cm Aperture (H x W x D): 60.0 x 56.0 x 55.0cm Rating: 11100 W	Overall (H x W x D): 4.3 x 58.3 x 51.3cm Aperture (H x W x D): 4.3 x 56.0 x 49.0 - 50.0cm Rating: 6600 W
Barcode	<b>4242005318001</b>	<b>4242005283071</b>
Price Excl. VAT*	<b>R 6 086.09</b>	<b>R 5 564.35</b>
Price Incl. VAT**	<b>R 6 999.00</b>	<b>R 6 399.00</b>



	CMG633BS1 (WHILE STOCKS LAST)	BEL554MS0
<b>Product Description</b>	<b>SERIE 8 BUILT-IN MICROWAVE OVEN</b>	<b>SERIE 6 BUILT-IN MICROWAVE WITH GRILL</b>
<b>Heating Methods</b>	4D hot air, Hotair Eco, Hot air grilling, Full width grill, Half width grill, Plate warming 5 Microwave power settings (90W / 180W / 360W / 600W / 1000W) with inverter	900 W Microwave, Quartz grill 5 power levels: 900 W / 600 W / 360 W / 180 W / 90 W 1200 W quartz grill
<b>Comfort and Safety</b>	Cavity volume: 45 Litres Temperature range 30 °C - 275 °C      2,5"-TFT color and text display with touch control button Temperature proposal Actual temperature display SoftClose oven door, soft opening AutoPilot, 14 automatic programmes Electronic clock Rapid heating-up LED light Stainless-steel fan Info button Maximum window temperature 40° C Child lock Automatic switch off	AutoPilot - 8 automatic programmes 4 defrost programs 3 cooking programs in microwave function 1 combi program Memory-Function (1 setting) Large digital display for displaying cooking times and time of day User-friendly electronics: extremely easy and comfortable operation Timer up to 60 minutes Automatic safety switch-off Side opening door with viewing window 31.5cm glass turntable Stainless steel interior, 25 litres
<b>Cleaning</b>	Microwave top door	
<b>Design</b>	Rotary swivel Cavity inner surface: Enamel anthracite Bar handle Cavity with shelf support rails	User-friendly electronics with push-buttons and pop-out control Glass oven door Side-hinge opening door, left hinged
<b>Accessories*</b>	1 x Combination grid 1 x Universal pan	1 x Grid 1 x Glass Turntable
<b>Product Specs</b>	Overall (H x W x D): 45.5 x 59.5 x 54.8cm Aperture (H x W x D): 45.0 x 56.0 x 55.0cm Rating: 3650W	Overall (H x W x D): 38.2 x 59.4 x 38.8cm Aperture (H x W x D): 38.0 x 56.0-56.8 x 55.0cm Rating: 1450W
<b>Barcode</b>	<b>4242002789149</b>	<b>4242005038992</b>
<b>Price Excl. VAT*</b>	<b>R 20 260.00</b>	<b>R 12 955.65</b>
<b>Price Incl. VAT**</b>	<b>R 23 299.00</b>	<b>R 14 899.00</b>



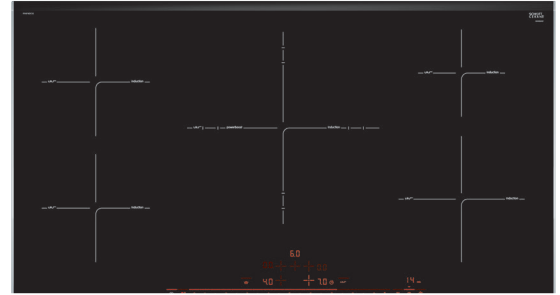
	BEL653MS3
	   
<b>Product Description</b>	<b>SERIE 2 BUILT-IN MICROWAVE WITH GRILL</b>
<b>Heating Methods</b>	800 W Microwave, Quartz grill 5 Power levels: 800W / 600W / 360W / 180W / 90W Grill 1kW Grill and microwave power levels combinable
<b>Comfort and Safety</b>	AutoPilot - 8 automatic programmes 4 defrost programs 3 cooking programs in microwave function 1 combi program Favourite button Quick start 30 seconds LED display for displaying cooking times and time of day User-friendly electronics: extremely easy and comfortable operation Automatic safety switch-off 29cm glass turntable Stainless steel interior, 25 litres
<b>Cleaning</b>	Cleaning Assistance (program)
<b>Design</b>	Rotary Control Grey painted cavity Glass oven door Side-hinge opening door, left hinged
<b>Accessories*</b>	1 x Glass Turntable 1 x Grid
<b>Product Specs</b>	Overall (H x W x D): 38.2 x 59.5 x 37.5cm Aperture (H x W x D): 38.0 – 38.2 x 56.0-56.8 x 55.0 cm Rating: 1270W
<b>Barcode</b>	<b>4242005290741</b>
<b>Price Excl. VAT*</b>	<b>R 7 825.22</b>
<b>Price Incl. VAT**</b>	<b>R 8 999.00</b>
















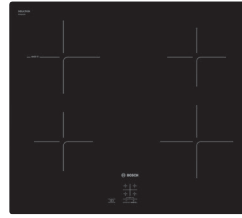
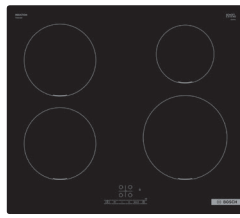
	<b>BID630NS1 (WHILE STOCKS LAST)</b>	<b>BIC630NS1 (WHILE STOCKS LAST)</b>
<b>Product Description</b>	<b>SERIE 8 WARMER DRAWER (29cm)</b>	<b>SERIE 8 WARMER DRAWER (14cm)</b>
<b>Heating Methods</b>	Heating plate made of toughened glass Temperature control in 4 levels: ca. 40 °C - 80 °C (glass surface temperature)	Heating plate made of toughened glass Temperature control in 4 levels: ca. 40 °C - 80 °C (glass surface temperature)
<b>Comfort and Safety</b>	Cavity volume: 52 l Loading up to 25 kg Max. loading espresso cups: 192 PC Max. loading plates: 40PC 5 Functions: dough proving, thawing of delicate foods, keeping drinks and food warm, pre-warming of crockery, gentle cooking Telescopic pull-out drawer Cool door Push & Pull	Cavity volume: 20 l Loading up to 25 kg Max. loading espresso cups: 64 PC Max. loading plates: 12PC 5 Functions: dough proving, thawing of delicate foods, keeping drinks and food warm, pre-warming of crockery, gentle cooking Telescopic pull-out drawer Cool door Push & Pull
<b>Product Specs</b>	Overall (H x W x D): 29.0 x 59.5 x 54.8cm Aperture (H x W x D): 29.0 x 56.0 - 56.8 x 55.0cm Rating: 810W	Overall (H x W x D): 14.0 x 59.5 x 54.8cm Aperture (H x W x D): 14.0 x 56.0 - 56.8 x 55.0cm Rating: 810W
<b>Barcode</b>	<b>4242002813912</b>	<b>4242002813851</b>
<b>Price Excl. VAT*</b>	<b>R 13 651.30</b>	<b>R 12 433.91</b>
<b>Price Incl. VAT**</b>	<b>R 15 699.00</b>	<b>R 14 299.00</b>






	<b>CTL636ES6 (WHILE STOCKS LAST)</b>
<b>Product Description</b>	<b>SERIE 8 FULLY AUTOMATIC COFFEE MACHINE</b>
<b>Comfort and Safety</b>	<p><b>Home Connect</b> coffeeWorld: 15 additional international coffee specialties are available in the app - from Indian Kaapi to Vienna Melange to Colombian Cortado coffeePlaylist: Simply enter several drinks you would like into the app in one go. Coffee recipes: The app offers a variety of recipes involving coffee, which can be transferred to the appliance or a Home Connect capable oven - from Espresso Crème brûlée to saddle of venison with coffee crunches Coffee know-how: The app includes interesting knowledge around the topic coffee, e.g. bean varieties, harvesting methods Cleaning program: The Home connect app reminds you when an action on the device is required during a cleaning program User manual: A digital user manual is ready to hand at all times in the app</p> <p><b>Flavour</b> SensoFlow System: The innovative heating system guarantees a constant brewing temperature AromaPro Concept: Ideal contact pressure for optimal aroma extraction One-touch preparation: Ristretto, Espresso, Espresso Macchiato, Coffee, Cappuccino, Latte Macchiato, Caffè Latte at the touch of a button AromaDouble Shot: Extra-strong coffee with less bitterness thanks to two grinding and brewing processes Beverage temperature adjustable individually: coffee 3 levels, hot water 4 levels</p> <p><b>Convenience</b> MyCoffee: Save 8 beverages with individual names and adjustable mixing ratio of milk and espresso IndividualCup Volume: Cup sizes adjustable individually Coffee outlet and milk frother height-adjustable: Up to 15 cm high OneTouch DoubleCup: Prepare two cups simultaneously for all coffee and milk specialties Removable Water tank (2.4 Litres volume)</p> <p><b>Performance</b> SilentCeram Drive: Quiet premium grinder made from non-wearing ceramic CoffeeSensor Pro: The grinding unit automatically adjusts to bean variety One-touch coffee milk specialties with especially fine-pored milk froth thanks to an innovative milk frother In addition to beverages also available separately: milk foam, warm milk, hot water Reduced heat-up time: Fastest first cup Water pump with 19 bar pressure Separate chute for ground coffee</p> <p><b>Cleaning</b> Removable brewing unit: Easy and hygienic cleaning under running water AutoMilk Clean: Fully-automatic steam cleaning of the milk system after every beverage Milk frother removable and dishwasher-proof SinglePortion Cleaning: Complete emptying of all pipes after each brewing process Automatic rinsing program when switching off and on Drip tray and coffee grounds container removable and dishwasher-proof Calc'nClean: Automatic cleaning and descaling programme</p> <p><b>Miscellaneous</b> Bean container with aroma protection lid (500 g volume) Coffee outlet and keys are illuminated Grinding fineness adjustable (multi-level) Display language selectable Child safety lock: Unintended brewing process not possible</p>
<b>Product Specs</b>	Overall (H x W x D): 45.5 x 59.4 x 38.5 cm Aperture (H x W x D): 45.0 x 56.8 x 40.0 cm Rating: 1700 W
<b>Barcode</b>	<b>4242002858166</b>
<b>Price Excl. VAT*</b>	<b>R 37 651.30</b>
<b>Price Incl. VAT**</b>	<b>R 43 299.00</b>


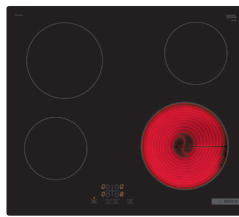
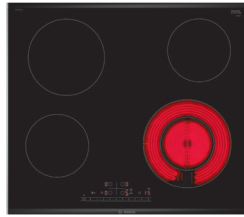









	PXX975KW1E	PIV975DC1E
	   	       
<b>Product Description</b>	<b>SERIE 8 90CM CERAMIC FLEX INDUCTION HOB, HOME CONNECT</b>	<b>SERIE 8 90CM CERAMIC INDUCTION HOB, PERFECTFRY</b>
<b>Comfort and Safety</b>	5 Induction cooking zones FullTouch TFT Display Assist: Automatic setting of the ideal power level PerfectFry sensor, automatic temperature control, with 5 temperature settings Automatic setting transfer PowerBoost function for all zones PanBoost Keep warm function for all cooking zones MoveMode (3 levels) Switch off timer for every cooking zone Count-up timer Automatic pan recognition sensor PowerManagement Function Wipe protection function QuickStart Function Energy consumption display Wipe protection function Digital 2-step Residual heat indicator for each zone Childproof lock Safety switch-off Hob-based hood control (with matching hood)	5 Induction cooking zones, including 1 triple ring DirectSelect Premium touch control PerfectFry sensor, automatic temperature control, with 5 temperature settings 17 power levels PowerBoost function PanBoost Digital display Switch off timer for every cooking zone Count-up timer Automatic pan recognition sensor PowerManagement Function Wipe protection function QuickStart Function Energy consumption display Wipe protection function Digital 2-step Residual heat indicator for each zone Childproof lock Safety switch-off
<b>Design</b>	Comfort Profile	Comfort Profile Minimum worktop thickness 30mm
<b>Optional accessories</b>	HEZ394301 Connecting strip	
<b>Product Specs</b>	Overall: (H x W x D): 51.0 x 91.6 x 52.7cm Aperture: (H x W x D): 51.0 x 88.0 x 49.0-50.0cm Rating: 11100W	Overall: (H x W x D): 5.1 x 91.6 x 52.7cm 5.1 x 88.0 x 49.0-50.0cm Rating: 11100W
<b>Barcode</b>	<b>4242002951461</b>	<b>4242002838854</b>
<b>Price Excl. VAT*</b>	<b>R 22 607.83</b>	<b>R 21 651.30</b>
<b>Price Incl. VAT**</b>	<b>R 25 999.00</b>	<b>R 24 899.00</b>











	PUE611BB5B	PUG61KAA5E	PKM975DK1D
			
<b>Product Description</b>	<b>SERIE 4 60CM FRAMELESS INDUCTION HOB</b>	<b>SERIE 2 60CM CERAMIC INDUCTION HOB, BLACK</b>	<b>SERIE 8 90CM CERAMIC HOB, PERFECTFRY</b>
<b>Comfort and Safety</b>	4 Induction cooking zones TouchSelect 17 power levels PowerBoost function Timer with switch-off function for all zones Wipe protection function QuickStart Function ReStart Function Digital 2 stage residual heat indicator Childproof lock Safety switch-off	4 Induction cooking zones TouchSelect 9 power levels PowerBoost function, rear left zone Digital display QuickStart function QuickStop function Childproof lock Safety switch-off	5 HighSpeed cooking zones, incl. triple zone, 1 dual zone, 1 combiZone DirectSelect Premium touch control PerfectFry sensor, automatic temperature control, with 5 temperature settings 17 power levels PowerBoost function Digital display Switch off timer for every cooking zone Count-up timer Keep warm function for all cooking zones Wipe protection function restartFunction Wipe protection function Individual tunable energy consumption display Digital 2-step Residual heat indicator for each zone Childproof lock Safety switch-off
<b>Design</b>	Frameless Minimum worktop thickness 30mm	Frameless Min. worktop thickness: 16mm	Comfort Profile
<b>Optional Accessories*</b>			Connecting strip HEZ394301
<b>Product Specs</b>	Overall (H x W x D): 5.1 x 59.2 x 52.2cm Aperture (H x W x D): 5.1 x 56.0 x 49.0 - 50.0 cm Rating: 3000W	Overall (H x W x D): 5.1 x 59.2 x 52.2 cm Aperture (H x W x D): 5.1 x 56.0 x 49.0-50.0 cm Rating: 4600W	Overall: (H x W x D): 4.4 x 91.6 x 52.7cm Aperture: (H x W x D): 4.4 x 88.0 x 50.0cm Rating: 10700W
<b>Barcode</b>	<b>4242005285150</b>	<b>4242005293957</b>	<b>4242002929040</b>
<b>Price Excl. VAT*</b>	<b>R 6 694.78</b>	<b>R 5 999.13</b>	<b>R 16 607.83</b>
<b>Price Incl. VAT**</b>	<b>R 7 699.00</b>	<b>R 6 899.00</b>	<b>R 19 099.00</b>





	PKF675FP2E (WHILE STOCKS LAST)	PKE611BA2E	PKE645CA2E (WHILE STOCKS LAST)
	  	 	 
<b>Product Description</b>	<b>SERIE 6 60CM CERAMIC HOB</b>	<b>SERIE 4 60CM CERAMIC HOB</b>	<b>SERIE 2 60CM CERAMIC HOB, WITH CONTROLS</b>
<b>Comfort and Safety</b>	4 HighSpeed cooking zones, including 1 dual zone DirectSelect 17 power levels Digital display PowerBoost function Switch off timer for every cooking zone Timer Wipe protection function ReStart Function Digital 2 stage residual heat indicator Childproof lock Safety switch-off Individual tunable energy consumption display	4 HighSpeed cooking zones Touch Control 17 power levels Electronic display Digital 2 stage residual heat indicator Childproof lock Safety switch-off ReStart Function	4 HighSpeed cooking zones Surface-mounted controls 9 power levels 4-stage residual heat indicator
<b>Design</b>	Comfort Profile	Frameless Minimum worktop thickness: 20mm	Frame design Minimum worktop thickness 20mm
<b>Optional Accessories*</b>	Connecting strip HEZ394301		
<b>Product Specs</b>	Overall: (H x W x D): 4.4 x 60.6 x 52.7cm Aperture: (H x W x D): 4.4 x 56.0 x 49.0-50.0cm Rating: 7000W	Overall: (H x W x D): 5.1 x 59.2 x 52.2cm Aperture: ( x W x D): 5.1 x 56.0 x 49.0 - 50.0cm Rating: 6600W	Overall: (H x W x D): 4.8 x 58.3 x 51.3cm Aperture: (H x W x D): 4.8 x 56.0 x 49.0-50.0cm Rating: 6600W
<b>Barcode</b>	<b>4242005280513</b>	<b>4242005280261</b>	<b>4242005283224</b>  <b>WHILE STOCKS LAST</b> <b>PKE645CA1E</b> <b>4242002936567</b>
<b>Price Excl. VAT*</b>	<b>R 13 564.35</b>	<b>R 7 216.52</b>	<b>R 7 390.43</b>
<b>Price Incl. VAT**</b>	<b>R 15 599.00</b>	<b>R 8 299.00</b>	<b>R 8 499.00</b>



	PCR9A5B90Z	PCQ7A5B90Z	PCP6A5B90Z
	 	 	 
<b>Product Description</b>	<b>SERIE 6 90CM GAS HOB WITH WOK BURNER</b>	<b>SERIE 6 75CM GAS HOB WITH WOK BURNER</b>	<b>SERIE 6 60CM GAS HOB</b>
<b>Comfort and Safety</b>	5 Gas burner 1 Dual wok burner 4.6kW 1 High Speed 3.0kW 2 Standard 1.75kW 1 Eco burner 1.0kW FlameSelect Electronic ignition via front control Flame failure device	5 Gas burner 1 Dual wok burner 4.0kW 1 High Speed 3.0kW 2 Standard 1.75kW 1 Eco burner 1.0kW FlameSelect Electronic ignition via front control Flame failure device	4 Gas burner 1 High Speed 3.0kW 2 Standard 1.75kW 1 Eco burner 1.0kW FlameSelect Electronic ignition via front control Flame failure device
<b>Design</b>	Cast iron pan supports	Cast iron pan supports	Cast iron pan supports
<b>Product Specs</b>	Overall: (H x W x D): 4.5 x 91.5 x 52.0cm Aperture: (H x W x D): 4.5 x 85.0-85.2 x 49.0-50.2cm	Overall: (H x W x D): 4.5 x 75.0 x 52.0cm Aperture: (H x W x D): 4.5 x 56.0-56.2 x 48.0-49.2cm	Overall: (H x W x D): 5.3 x 58.2 x 52.0cm Aperture: (H x W x D): 5.3 x 56.0-56.2 x 48.0-49.2cm
<b>Barcode</b>	<b>4242002914534</b>	<b>4242002914466</b>	<b>4242002914350</b>
<b>Price Excl. VAT*</b>	<b>R 12 260.00</b>	<b>R 9 825.22</b>	<b>R 6 433.91</b>
<b>Price Incl. VAT**</b>	<b>R 14 099.00</b>	<b>R 11 299.00</b>	<b>R 7 399.00</b>


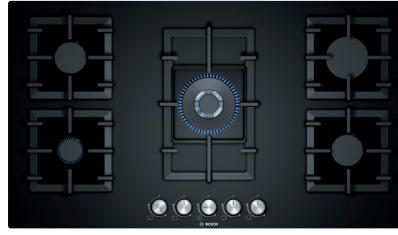
\*\*\*Only natural gas or LPG bottled gas (butane & propane) may be used












	PGP6B5B62Z	PBP6C5B62M
		
<b>Product Description</b>	<b>SERIE 4 60CM GAS HOB WITH INTERGRATED CONTROLS</b>	<b>SERIE 2 60CM GAS HOB WITH INTEGRATED CONTROLS</b>
<b>Comfort and Safety</b>	4 Gas burners 1 Rapid burner, 3.0 kW 2 Standard burner 1.75 KW 1 Economy burner 1 KW Flame failure safety device Electronic ignition via front control	4 Gas burners 1 Rapid burner, 3.0 kW 2 Standard burner 1.75 KW 1 Economy burner 1 KW Flame failure safety device Electronic ignition via front control
<b>Design</b>	Stainless steel Cast iron finish pan supports	Cast Iron finish pan supports
<b>Product Specs</b>	Overall (H x W x D): 4.5 x 58.2 x 52cm Aperture (H x W x D): 4.5 x 56.0-56.2 x 48.0-49.2cm	Overall (H x W x D): 5.4 x 58.0 x 51.0 cm Aperture (H x W x D): 4.3 x 56.0 x 48.0-49.0 cm
<b>Barcode</b>	<b>4242005298808</b>	<b>4242005299676</b>
<b>Price Excl. VAT*</b>	<b>R 3 999.13</b>	<b>R 3 651.30</b>
<b>Price Incl. VAT**</b>	<b>R 4 599.00</b>	<b>R 4 199.00</b>



\*\*\*Only natural gas or LPG bottled gas (butane & propane) may be used



\*Recommended Retail Price excluding VAT. \*\*Recommended Retail Price including VAT.  
Prices include VAT and are subject to change without prior notice. Guarantee terms and conditions attached.  
This price list supersedes all other price lists. No responsibility is accepted for printing errors. E&OE.



	PRS9A6B70Z	PPQ9B6O90M	PPP6A6B20Z
	   	 	  
<b>Product Description</b>	<b>SERIE 8 90CM CERAMIC GAS HOB</b>	<b>SERIES 6 90CM GAS HOB BLACK</b>	<b>SERIE 6 60CM CERAMIC GAS HOB</b>
<b>Comfort and Safety</b>	5 Gas burner 1 Dual wok burner 6.0kW 1 High Speed 2.8kW 2 Standard 1.9kW 1 Eco burner 1.1kW FlameSelect Electronic ignition via front controls Flame failure device	5 Gas burner 1 Wok burner 4.0kW 1 Rapid burner 3.0kW 2 Standard burner 1.75kW 1 Economy burner 1.0kW Electronic ignition via front controls Flame failure device	4 Gas burner 1 High Speed 3.0kW 2 Standard 1.75kW 1 Eco burner 1.0kW FlameSelect Electronic ignition via front controls Flame failure device
<b>Design</b>	Cast iron pan supports (dishwasher safe)	Cast iron pan supports Tempered glass, black For a flush or slightly raised installation	Cast iron pan supports Tempered glass, black Flush or slightly raised installation
<b>Product Specs</b>	Overall: (H x W x D): 4.5 x 91.6 x 52.7cm Aperture: (H x W x D): 4.5 x 85.0-85.2 x 49.0-50.2cm	Overall: (H x W x D): 5.8 x 91.5 x 52.0cm Aperture: (H x W x D): 4.5 x 85.0-85.2 x 49.0-50.2cm	Overall: (H x W x D): 4.5 x 59.0 x 52.0cm Aperture: (H x W x D): 4.5 x 56.0-56.2 x 48.0-49.2cm
<b>Barcode</b>	<b>4242005367856</b>	<b>4242005171637</b>	<b>4242005305568</b>
<b>Price Excl. VAT*</b>	<b>R 17 825.22</b>	<b>R 14 260.00</b>	<b>R 8 955.65</b>
<b>Price Incl. VAT**</b>	<b>R 20 499.00</b>	<b>R 16 399.00</b>	<b>R 10 299.00</b>

\*\*\*Only natural gas or LPG bottled gas (butane &amp; propane) may be used



	PRY6A6B70	PKF375CA2E	PSB3A6B20Z	PKE345CA2E (WHILE STOCKS LAST)
	  	 	 	
<b>Product Description</b>	<b>SERIE 8 60CM CERAMIC GAS HOB</b>	<b>SERIE 2 30CM CERAMIC HOB</b>	<b>SERIE 6 30CM 2 BURNER GAS HOB</b>	<b>SERIE 2 30CM HOB</b>
<b>Comfort and Safety</b>	3 Gas burner 1 High Speed 2.8kW 1 Standard 1.8kW 1 Eco burner 1.1kW 1 Electric dual circuit zone FlameSelect Digital display to indicate selected power level Electronic ignition via front controls 4-fold residual heat indicator Flame failure device	2 High speed cooking zones, incl. 1 dual zone 9 Power levels 2 Residual heat indicator	1 High Speed Burner 3.0kW 1 Normal Burner 1.75kW FlameSelect Electronic ignition via front control Flame failure device	2 Cooking Zones 9 Power levels Residual heat indicator
<b>Design</b>	Cast iron pan supports (dishwasher safe)	Ceramic Glass Comfort profile High speed	Cast iron pan supports Ceramic glass	Ceramic Glass Stainless Steel frame
<b>Accessory to Match Vario*</b>		HEZ394301 Joining strip	HEZ394301 Joining strip	
<b>Product Specs</b>	Overall: (H x W x D): 4.5 x 60.6 x 52.7cm Aperture: (H x W x D): 4.5 x 56.0-56.2 x 49.0-50.2cm Rating: 1800W	Overall (H x W x D): 4.8 x 30.6 x 52.7cm Aperture (H x W x D): 4.8 x 27.0 x 49.0-50.0cm Rating: 3200 W	Overall: (H x W x D): 5.4 x 30.6 x 52.7cm Aperture: (H x W x D): 5.4 x 27.0 x 49.0-50.0cm	Overall (H x W x D): 4.25 cm x 28.8 cm x 50.5 cm Aperture (H x W x D): 4.25 cm x 26.8 cm x 49.0 cm Rating: 2900 W
<b>Barcode</b>	<b>4242005073504</b>	<b>4242005283262</b>	<b>4242002915241</b>	<b>4242005283170</b>
<b>Price Excl. VAT*</b>	<b>R 13 564.35</b>	<b>R 10 868.70</b>	<b>R 10 607.83</b>	<b>R 6 966.65</b>
<b>Price Incl. VAT**</b>	<b>R 15 599.00</b>	<b>R 12 499.00</b>	<b>R 12 199.00</b>	<b>R 7 999.00</b>





\*\*\*Only natural gas or LPG bottled gas (butane & propane) may be used

\*Recommended Retail Price excluding VAT. \*\*Recommended Retail Price including VAT.  
Prices include VAT and are subject to change without prior notice. Guarantee terms and conditions attached.  
This price list supersedes all other price lists. No responsibility is accepted for printing errors. E&OE.






	DIB971M50	DWF97RV60 (WHILE STOCKS LAST)
<b>Product Description</b>	<b>SERIE 4</b> <b>90CM ISLAND EXTRACTOR, EXHAUST OR RECIRCULATION OPERATION</b>	<b>SERIE 8</b> <b>90CM WALL MOUNTED EXTRACTOR</b> <b>FLAT DESIGN, BLACK WITH GLASS CANOPY EXHAUST OR RECIRCULATION OPERATION</b>
<b>Comfort and Safety</b>	Electronic control via touchControl 3 Speed settings plus intensive setting Metal grease filter, dishwasher safe	touchControl, rotary swivel with electronic display Home Connect Cooktop-based hood control (with matching cooktop) Air quality sensor, automatic control of settings for maximal extractor performance 3 Speed settings plus 2 intensive setting PowerBoost position Automatic run on selectable, 1-99min Efficient BLDC technology Twin channel high performance motor Rim Ventilation 2 Capture areas: front side and bottom side Saturation indicator for metal and charcoal filter Filter cover glass Light dimmer function SoftLight Metal grease filter, dishwasher safe <b>**Operation with gas appliances not allowed</b>
<b>Design</b>	Stainless Steel 4 x 1,5W LED	Black with glass canopy Flat design In recirculation operation chimless use is possible Easy wall mounting system Lighting: 2 x 3W LED
<b>Minimum Clearance Above Cooking Point</b>	Gas Appliances: 65.0cm Electrical Appliances: 55.0cm	Electric: 45.0cm from upper edge of pan support
<b>Special Accessories*</b>	DIZ2CB1I4 Recirculation Kit DHZ5346 / DZZ2CB1B4 Active Carbon filter (Chimney extensions available on request)	DWZ1AF1I6 Clean Air Recirculation Kit DWZ1AF1V6 Clean Air Recirculation Kit for chimless use DWZ1AF1B6 Clean Air Carbon Filter
<b>Product Specs</b>	Refer to page 30 for installation guidelines Rating: 256 W Normal Extraction: 430 <sup>3</sup> /h Max. Extraction: 720m <sup>3</sup> /h Noise Level, normal use 57 dB	Refer to page 30 for installation guidelines Rating: 146W Max Extraction: 394m <sup>3</sup> /h Boost Extraction 717m <sup>3</sup> /h Noise level, max normal use: 57dB
<b>Barcode</b>	<b>4242005086269</b>	<b>4242002946580</b>
<b>Price Excl. VAT*</b>	<b>R 10 781.74</b>	<b>R 21 477.39</b>
<b>Price Incl. VAT**</b>	<b>R 12 399.00</b>	<b>R 24 699.00</b>





	DWF95AJ60T	DWF65AJ60T (WHILE STOCKS LAST)
	 	 
<b>Product Description</b>	<b>SERIE 4 90CM WALL MOUNTED BLACK WITH GLASS CANOPY EXHAUST OR RECIRCULATION OPERATION</b>	<b>SERIE 4 60CM WALL MOUNTED BLACK WITH GLASS CANOPY EXHAUST OR RECIRCULATION OPERATION</b>
<b>Comfort and Safety</b>	Electronic control via touchControl 3 Speed levels Rim ventilation Metal grease filter, dishwasher safe	Electronic control via touchControl 3 Speed levels Rim ventilation Metal grease filter, dishwasher safe
<b>Design</b>	Flat design 2 x LED spot 1W	Flat design 2 x LED spot 1W
<b>Minimum Clearance Above Cooking Point</b>	Gas Appliance: 55.0cm (min) Electrical Appliance: 45.0cm (min)	Gas Appliance: 55.0cm (min) Electrical Appliance: 45.0cm (min)
<b>Special Accessories*</b>	DWA0KP6A Odor Filter	DWA0KP6A Odor Filter
<b>Product Specs</b>	Refer to page 30 for installation guidelines Rating: 252W Max. Extraction: 649m³/h Noise level normal use: 68dB	Refer to page 30 for installation guidelines Rating: 252W Max. Extraction: 649m³/h Noise level normal use: 68dB
<b>Barcode</b>	<b>4242005284337</b>	<b>4242005284306</b>
<b>Price Excl. VAT*</b>	<b>R 7 912.17</b>	<b>R 6 955.65</b>
<b>Price Incl. VAT**</b>	<b>R 9 099.00</b>	<b>R 7 999.00</b>





	DWK095G60	DWK065G60	DWB66BC51Z
			
<b>Product Description</b>	<b>SERIE 2 90CM WALL MOUNTED EXTRACTOR, BLACK WITH GLASS CANOPY EXHAUST OR RECIRCULATION OPERATION</b>	<b>SERIE 2 60CM WALL MOUNTED EXTRACTOR, BLACK WITH GLASS CANOPY EXHAUST OR RECIRCULATION OPERATION</b>	<b>SERIE 2 60CM WALL MOUNTED EXTRACTOR, EXHAUST OR RECIRCULATION OPERATION</b>
<b>Comfort and Safety</b>	TouchControl with Electronic display 3 speed levels Rim ventilation Metal grease filter, dishwasher safe	TouchControl with Electronic display 3 speed levels Rim ventilation Metal grease filter, dishwasher safe	Push buttons for extractor speeds and light 3 Speed settings Twin channel high performance fan motor Metal grease filter, dishwasher safe
<b>Design</b>	Inclined design Black glass Filter cover glass 2 x 3W LED	Inclined design Black glass Filter cover glass 2 x 3W LED	Stainless Steel 2 x 1,5W LED
<b>Minimum Clearance Above Cooking Point</b>	Electric: 47.0cm Gas: 57.0cm (from upper edge of pan support)	Electric: 47.0cm Gas: 57.0cm (from upper edge of pan support)	Gas Appliances: 65.0cm Electrical Appliances: 55.0cm
<b>Special Accessories*</b>	DWA0LK6A Active Carbon Filter	DWA0LK6A Active Carbon Filter	DWZ1DX1I4 Recirculation Kit DWZ0DX0A0 / DWZ1DX1B4 Active Carbon filter (Chimney extensions available on request)
<b>Product Specs</b>	Refer to page 31 for installation guidelines Rating: 216 W Maximum Extraction: 580m³/h Noise Level, normal use: 70dB	Refer to page 31 for installation guidelines Rating: 216 W Maximum Extraction: 530m³/h Noise Level, normal use: 70dB	Refer to page 30 for installation guidelines Rating: 220 W Max. Extraction: 590m³/h Noise Level, normal use 69 dB
<b>Barcode</b>	<b>4242005049080</b>	<b>4242005048564</b>	<b>4242005059201</b>
<b>Price Excl. VAT*</b>	<b>R 7 912.17</b>	<b>R 6 955.65</b>	<b>R 7999.13</b>
<b>Price Incl. VAT**</b>	<b>R 9099.00</b>	<b>R 7 999.00</b>	<b>R 9 199.00</b>





	DWB96IM51Z (WHILE STOCKS LAST)	DWP94CC50M
		
<b>Product Description</b>	<b>SERIE 4 90CM WALL MOUNTED EXTRACTOR EXHAUST OR RECIRCULATION OPERATION</b>	<b>SERIE 2 90CM WALL MOUNTED EXTRACTOR, EXHAUST OR RECIRCULATION OPERATION</b>
<b>Comfort and Safety</b>	TouchControl with Electronic display 3 Speed settings plus intensive setting Automatic revert setting, 6 minutes Metal grease filter, dishwasher safe Energy efficient capacitor motor	Push buttons for extractor speed and lights 3 speed settings Metal grease filter, dishwasher safe
<b>Design</b>	Stainless Steel 2 x LED	Stainless Steel 2 x 5W LED
<b>Minimum Clearance Above Cooking Point</b>	Gas Appliances: 65.0cm Electrical Appliances: 55.0cm (from upper edge of pan support)	Electric: 50.0cm Gas: 65.0cm (from upper edge of pan support)
<b>Special Accessories*</b>	DWZ0DX0A0 / DWZ1DX1B4 Active Carbon Filter DWZ1DX114 Recirculation Kit	DWA0KP6A Active Carbon Filter DWZ6HP1U2 recirculation Kit
<b>Product Specs</b>	Refer to page 30 for installation guidelines Power rating: 220 W Normal Extraction: 365 m³/h Intensive extraction: 601 m³/h Noise Level, normal use: 61 dB	Refer to page 30 for installation guidelines Rating: 135 W Maximum Extraction: 380m³/h Noise Level, normal use: 64dBm³/h
<b>Barcode</b>	<b>4242005059225</b>	<b>4242005033300</b>
<b>Price Excl. VAT*</b>	<b>R 10 346.96</b>	<b>R 5 999.13</b>
<b>Price Incl. VAT**</b>	<b>R 11 899.00</b>	<b>R 6 899.00</b>



	DWP64CC50Z	DFR097A52	DFL064W53
		  	
<b>Product Description</b>	<b>SERIE 2 60CM WALL MOUNTED EXTRACTOR, EXHAUST OR RECIRCULATION OPERATION</b>	<b>SERIE 6 90CM VISOR EXTRACTOR EXHAUST OR RECIRCULATION OPERATION</b>	<b>SERIE 2 60CM TELESCOPIC EXTRACTOR EXHAUST OR RECIRCULATION OPERATION</b>
<b>Comfort and Safety</b>	Push buttons for extractor speed and lights 3 speed settings Metal grease filter, dishwasher safe	Electronic control via Push button controls with digital display 3 speeds plus 2 intensive setting Automatic 10 minute run on facility Efficient BLDC- technology Soft light and dimmer function Saturation indicator for metal and charcoal filter Metal grease filter, dishwasher safe	Rocker switches for extractor speeds and light Automatic On/Off operation when telescopic canopy is pulled out and pushed back 3 Speed settings Metal grease filter, dishwasher safe
<b>Design</b>	Stainless Steel 2 x 5W LED	2 x 3W LED lights	Slimline hood 3 LED lights
<b>Minimum Clearance Above Cooking Point</b>	Electric: 50.0cm Gas: 65.0cm (from upper edge of pan support)	Gas Appliances: 65.0cm Electrical Appliances: 55.0cm (from upper edge of pan support)	Gas Appliances: 65.0cm Electrical Appliances: 43.0cm (from upper edge of pan support)
<b>Special Accessories*</b>	DWA0KP6A Active Carbon Filter DWZ6HP1U2 recirculation Kit	DSZ4565 / DWZ21T114 Recirculation Kit DSZ4561 / DWZ21T1B4 Active Carbon Filter DSZ4985 Handle Strip DSZ4961 Lowering Frame DSZ4920 Installation Kit for 90cm wide wall unit	DSZ4545 / DWZ11T114 Recirculation Kit DSZ4551 Active carbon filter DSZ4685 Handle Strip
<b>Product Specs</b>	Refer to page 31 for installation guidelines Rating: 135 W Maximum Extraction: 380m <sup>3</sup> /h Noise Level, normal use: 64dB	Refer to page 30 for installation guidelines Rating: 146 W Max. extraction: 397 m <sup>3</sup> /h Noise Level, normal use: 53dB	Refer to page 31 for installation guidelines Rating: 108 W Maximum extraction: 388 m <sup>3</sup> /h Noise Level, normal use: 60dB
<b>Barcode</b>	<b>4242002985336</b>	<b>4242005232031</b>	<b>4242005231928</b>
<b>Price Excl. VAT*</b>	<b>R 4 694.78</b>	<b>R 8 607.83</b>	<b>R 5 825.22</b>
<b>Price Incl. VAT**</b>	<b>R 5 399.00</b>	<b>R 9 899.00</b>	<b>R 6 699.00</b>



	DHL885C	DLN53AA50	DHU635HZA
<b>Product Description</b>	<b>SERIE 6 84CM CANOPY HOOD EXHAUST OR RECIRCULATION OPERATION</b>	<b>SERIE 2 53CM CANOPY HOOD EXHAUST OR RECIRCULATION OPERATION</b>	<b>SERIE 2 60CM EXTRACTOR EXHAUST OR RECIRCULATION OPERATION</b>
<b>Comfort and Safety</b>	Push button control with electronic display 3 speed plus intensive setting Twin channel high performance motor Rim Ventilation Automatic revert setting, 6 min Metal grease filter, dishwasher safe	Slide switch for extractor speeds and light 3 Speed settings Metal grease filter, dishwasher safe	3 speed settings Metal grease filter, dishwasher safe Adjustable Glass Visor
<b>Design</b>	Filter cover stainless steel 2 x 1W LED spot	For installation in a cupboard, above a hob 2 x 4W LED lights	LED lightning
<b>Special Accessories*</b>	DHZ5605 Recirculation Kit DHZ5316 Active Carbon Filter	DWZ0IN0T0 Recirculation Kit DWZ0IN0A0 Active Carbon Filter	
<b>Product Specs</b>	Refer to page 30 for installation guidelines Rating: 277 W Normal Extraction: 630m <sup>3</sup> /h Intensive Extraction: 730m <sup>3</sup> /h Noise Level, normal use: 65dB	Refer to page 31 for installation guidelines Power rating: 121 W Normal Extraction: 302 m <sup>3</sup> /h Noise Level, normal use: 62 dB	Refer to page 31 for installation guidelines Rating: 166 W Max. extraction: 330 m <sup>3</sup> /h Noise Level, normal use: 52 dB
<b>Barcode</b>	<b>4242002824369</b>	<b>4242005124893</b>	<b>4242005135387</b>
<b>Price Excl. VAT*</b>	<b>R 6 781.74</b>	<b>R 3 912.17</b>	<b>R 1 981.74</b>
<b>Price Incl. VAT**</b>	<b>R 7 799.00</b>	<b>R 4 499.00</b>	<b>R 2 279.00</b>









# Accessories for cooking appliances

ACCESSORIES FOR OVENS				
Part Number	Description	For model...	Price Excl. VAT*	Price Incl. VAT**
Optional Accessories				
HEZ629070	Air Fry Grid	CMG7241B1..., HBG7764B1	R 433.91	R 499.00
HEZ634000	Wire Rack	HBG634..., HBG655..., HBG656	R 477.39	R 549.00
HZ634080	Wire Rack	CMG633	R 477.39	R 549.00
HZ631070	Enamelled baking tray	CMG633	R 520.87	R 599.00
HZ327000	Pizza Stone	HBG634..., HBG655..., HBG656..., CMG633	R 1 155.65	R 1 329.00
HEZ63800	1 fold Telescopic Rail	HBG7341..., HBG7563	R 1303.48	R 1499.00
HZ638200	2 level telescopic shelf rails, full ext	HBG634..., HBG655	R 1 286.09	R 1 479.00
HZ638300	3 level telescopic shelf rails, full ext	HBG634..., HBG655	R 1 355.65	R 1 559.00
HEZ638070	Full Extension Rails	HBG67764B1	R 1607.83	R 1849.00
ACCESSORIES FOR VARIO HOBS				
HEZ394301	Joining Strip		R 1 129.57	R 1 299.00
INSTALLATION ACCESSORIES FOR ALL EXTRACTORS				
DIZ2CB114	Recirculation Kit	DIB97IM50	R 1 738.26	R 1 999.00
DHZ5346 / DZZ2CB1B4	Carbon Filter	DIB97IM50	R 712.17	R 819.00
DSZ4561 / DZZ2CB1B4	Active Carbon Filter	DFR097A52	R 712.17	R 819.00
DSZ4565 / DWZ2IT114	Recirculation Kit	DFR097A52	R 581.74	R 669.00
DSZ4920	Installation Kit for 90cm wide wall unit	DFR097A52	R 581.74	R 669.00
DSZ4985	Handle Strip	DFR097A52	R 581.74	R 669.00
DSZ4551	Active Carbon Filter	DFL064W53	R 712.17	R 819.00
DSZ4545 / DWZ1IT114	Recirculation Kit	DFL064W53	R 581.74	R 669.00
DSZ4685	Handle Strip	DFL064W53	R 581.74	R 669.00
DHZ5316	Carbon Filter	DHL855C	R 712.17	R 819.00
DHZ5605	Recirculation Kit	DHL855C	R 712.17	R 819.00
DWA0KP6A	Carbon Filter	DWP94/DWP64/DWF65/DWF95	R 938.26	R 1079.00
DWZ6HP1U2	Recirculation Kit	DWP94/DWP64	R 938.26	R 1079.00
DWZ0AF0T0	Recirculation Kit for Chimless Use	DWF97KM60	R 938.26	R 1 079.00
DWZ0AF0U0	Recirculation Kit	DWF97KM60	R 938.26	R 1 079.00
DWZ0AF0A0	Carbon Filter	DWF97KM60	R 712.17	R 819.00
DWA0LK6A	Carbon Filter	DWK095/DWK065	R 712.17	R 819.00
DWA0KB6A	Carbon Filter	DWG66CD50Z	R 712.17	R 819.00
DWZ0DX0U0 / DWZ1DX114	Recirculation Kit	DWB66BC512 / DWB96	R 938.26	R 1 079.00
DWZ0DX0A0 / DWZ1DX1B4	Carbon Filter	DWB66BC512 / DWB96	R 712.17	R 819.00
DWZ0IN0T0	Recirculation Kit	DLN53	R 938.26	R 1 079.00
DWZ0IN0A0	Carbon Filter	DLN53	R 712.17	R 819.00
DWZ1AF1I6	Clean Air Recirculation Kit	DWF97RV60	R 2 862.70	R 3 299.00
DWZ1AF1V6	Clean Air Recirculation Kit for chimless use	DWF97RV60	R 2 862.70	R 3 299.00
DWZ1AF1B6	Clean Air Carbon Filter	DWF97RV60	R 2 260.00	R 2 599.00



	KIR81AF30U	GIN81AEF0U
<b>Product Description</b>	<b>SERIE 6 319 LITRE BUILT-IN FULL FRIDGE</b>	<b>SERIE 6 211 LITRE BUILT-IN FULL FREEZER</b>
<b>Product features</b>	100% CFC/HFC free Auto Defrost Dynamic Cooling airFresh Filter 7 Segment electronic control Acoustic open door warning system SUPER cool function LED interior light Door right hinged, reversible	<b>* *** Freezer</b> 100% CFC/HFC free noFrost VariolInverter 7 Segment electronic control Acoustic warning system, by temperature increase SUPER freeze function Freezing capacity: 20kg/24hrs Door left hinged, reversible
<b>Interior features</b>	7 Safety glass shelves of which 6 height adjustable 6 Door bins, there of 1 dairy compartment Freshness System: 1 x VitaFresh Plus drawer with adjustable humidity 1 x Vegetable Drawer on telescopic rails **bottle rack optional accessory	5 transparent freezer drawers includes 2 big boxes Vario Zone - removable safety glass shelves for extra space
<b>Product Specs</b>	Rating: 90W Fridge Capacity: 319 litres net Energy Consumption: 116 kWh/yr Unit dimensions (H x W x D): 177.2 x 55.8 x 54.5cm Aperture (H x W x D): 177.5 x 56.0 x 55.0cm	Rating: 120W Fridge Capacity: 212 litres net Energy Consumption: 243 kWh/yr Unit dimensions (H x W x D): 177.2 x 55.8 x 54.5cm Aperture (H x W x D): 177.5 x 56.0 x 55.0cm
<b>Barcode</b>	<b>4242005315321</b>	<b>4242005314515</b>
<b>Price Excl. VAT*</b>	<b>R 26 868.70</b>	<b>R 26 868.70</b>
<b>Price Incl. VAT**</b>	<b>R 30 899.00</b>	<b>R 30 899.00</b>



	KIS87AF30U	KUR15ADF0
	   	   
<b>Product Description</b>	<b>SERIE 6 270 LITRE BUILT-IN FRIDGE FREEZER COMBINATION</b>	<b>SERIE 6 137 LITRE BUILT-UNDER REFRIGERATOR</b>
<b>Product features</b>	100% CFC/HFC free Automatic defrosting in refrigerator section Low frost freezer section VariolInverter Two cooling systems Electronic temperature regulation SUPER cool function SUPER freeze function with automatic switch off Holiday mode Acoustic and visual alarm warning system with memory function Freezing capacity: 7kg/24hrs Door right hinged, reversible	100% CFC/HFC free Electromechanical temperature control Soft close door Automatic defrost Door right hinged, reversible Ventilation in the plinth, no ventilation cut-out in the work surface necessary Variable plinth adaption Height adjustable front feet
<b>Interior features of refrigerator section</b>	5 Safety glass shelves, 4 height adjustable, 1 Vario shelf divisible 5 Door bins, 1 dairy compartment 1 VitaFresh drawer with humidity control	3 Safety glass shelves of which 2 are height adjustable 1 Vegetable compartment with lid 3 Inner door shelves with dairy compartment Interior with metal applications 1 x 125 W fridge light
<b>Interior features of freezer section</b>	2 Transparent freezer drawers including 1 bigBox with freezing calendar VarioZone – removable safety glass shelves for extra space	
<b>Product Specs</b>	Rating: 90W Capacity top fridge: 209 litres net Capacity bottom freezer: 61 litres net Energy consumption: 225kWh/yr Unit dimensions (H x W x D): 177.2 x 55.8 x 54.5cm Aperture (H x W x D): 177.5 x 56.0 x 55.0cm	Rating: 90W Capacity: 137 litres net Energy consumption: 92kWh/yr Unit dimensions (H x W x D): 82.0 x 59.8 x 54.8cm Aperture: (H x W x D): 82.0 x 60.0 x 55.0cm
<b>Barcode</b>	<b>4242005314492</b>	<b>4242005142866</b>
<b>Price Excl. VAT*</b>	<b>R 25 303.48</b>	<b>R 15 477.39</b>
<b>Price Incl. VAT**</b>	<b>R 29 099.00</b>	<b>R 17 799.00</b>

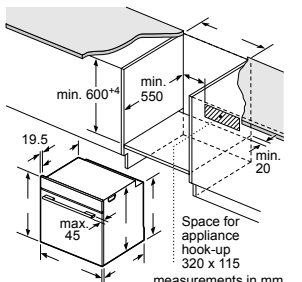
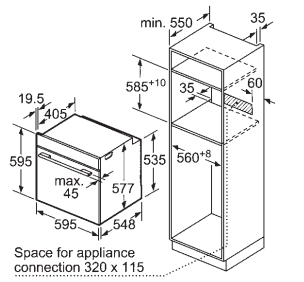
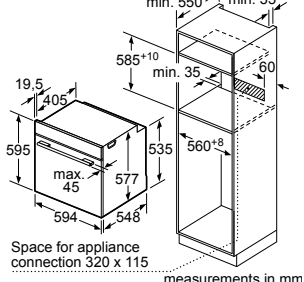
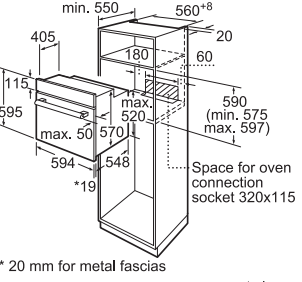
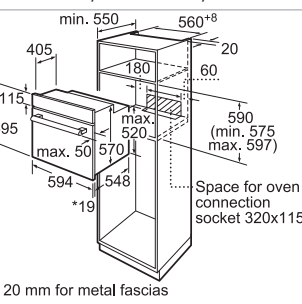
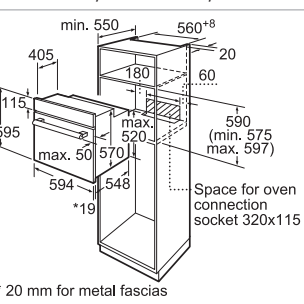
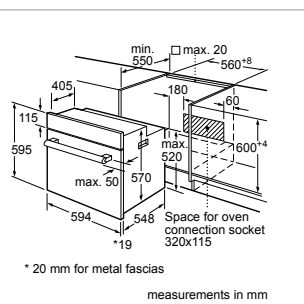
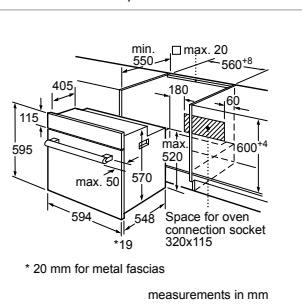
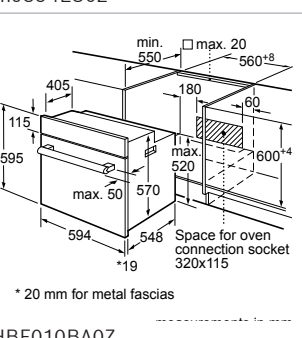
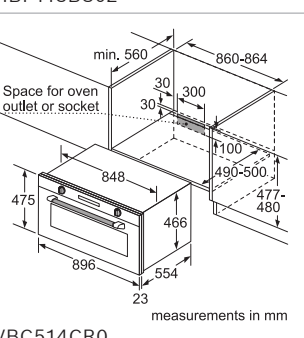
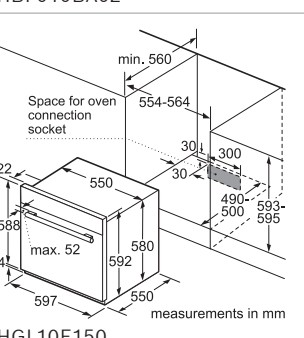
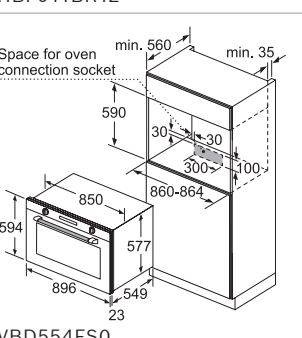


	SMV25DX00T	SMV4HMX01Z
<b>Product Description</b>	<b>SERIE 4 60CM INTEGRATED DISHWASHER ACTIVEWATER 4 TEMPERATURES</b>	<b>SERIE 4 60CM INTEGRATED DISHWASHER 5 TEMPERATURE</b>
<b>Programmes</b>	5 Programmes: Intensive 70 °C, Eco 50 °C, Quick wash 65 °C, Quick wash 45°C, Pre-Rinse Special functions: SpeedPerfect, Half Load	5 Programmes: Intensive 70 °C, Eco 50 °C, Auto45°C-65°C, Express 65°C, Delicate 40°C, Favourite Special functions: HygienePlus, Pre-Treatment, SpeedPerfect Plus, Machine Care, Home Connect (remote start)
<b>Comfort and Safety</b>	Number of standard Place setting: 12 ActiveWater hydraulic system DosageAssist EcoSilence Motor LoadSensor Detergent Automation Glass Care protection technology Self-cleaning filter system with 3-fold corrugated filter LED salt, rinse aid and programme indicator Height adjustable top basket Vario Basket system Acoustic end of cycle indicator Servo lock AquaStop with guarantee against flooding Dishwasher cavity: Stainless Steel	Number of standard Place setting: 13 DosageAssist EcoSilence Motor Detergent Automation Heat Exchanger – for hygienic drying, prevents thermal shock Glass Care protection technology Electronic delay timer: 1-24 hours Self-cleaning filter system with 3-fold corrugated filter LED salt, rinse aid and programme indicator Vario Drawer VarioFlex Basket system Rackmatic height-adjustable top basket (3 stage) Rack Stopper to prevent derailing of bottom basket Acoustic end of cycle indicator AquaStop with guarantee against flooding Dishwasher cavity: Stainless Steel
<b>Product Specs</b>	Silence: 52dB Consumption rate: Eco 50°C / 12 litres / 1.02kWh / 210min Aperture: (H x W x D): 81.5-87.5 x 60.0 x 55.0 cm Unit dimensions: (H x W x D): 81.5 x 59.8 x 55.0 cm Rating: 2400W	Silence: 46dB Consumption rate: Eco 50°C / 9.5 litres / 0.92kWh / 295min Aperture: (H x W x D): 81.5-87.5 x 60.0 x 55.0 cm Unit dimensions: (H x W x D): 81.5 x 59.8 x 55.0 cm Rating: 2400W
<b>Barcode</b>	<b>4242005103263</b>	<b>4242005357178</b>
<b>Price Excl. VAT*</b>	<b>R 8 694.78</b>	<b>R 9 738.26</b>
<b>Price Incl. VAT**</b>	<b>R 9 999.00</b>	<b>R11 199.00</b>

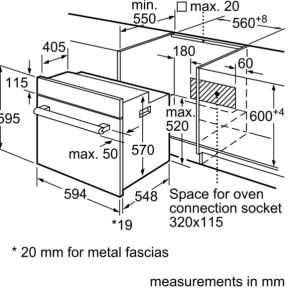
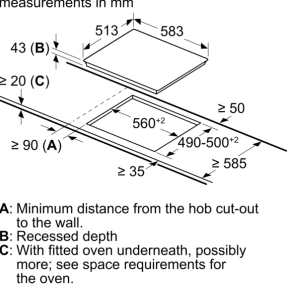


# Installation Diagrams

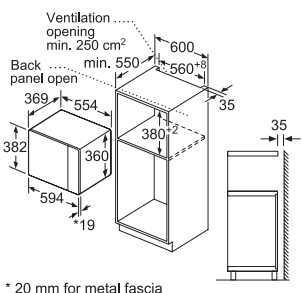
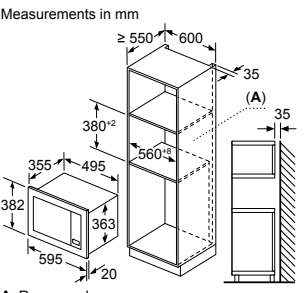
## Ovens

 <p>min. 600<sup>+4</sup> min. 550 min. 20 19.5 max. 45 Space for appliance hook-up 320 x 115 measurements in mm</p>	 <p>min. 550 35 585<sup>+10</sup> 19.5 405 595 max. 45 577 548 560<sup>+8</sup> Space for appliance connection 320 x 115 measurements in mm</p>	 <p>min. 550 min. 35 585<sup>+10</sup> 19.5 405 595 max. 45 577 548 560<sup>+8</sup> Space for appliance connection 320 x 115 measurements in mm</p>	 <p>min. 550 560<sup>+8</sup> 405 180 20 60 115 595 max. 50 570 590 (min. 575 max. 597) 548 594 *19 Space for oven connection socket 320x115 * 20 mm for metal fascias measurements in mm</p>
 <p>min. 550 560<sup>+8</sup> 405 180 20 60 115 595 max. 50 570 590 (min. 575 max. 597) 548 594 *19 Space for oven connection socket 320x115 * 20 mm for metal fascias measurements in mm</p>	 <p>min. 550 560<sup>+8</sup> 405 180 20 60 115 595 max. 50 570 590 (min. 575 max. 597) 548 594 *19 Space for oven connection socket 320x115 * 20 mm for metal fascias measurements in mm</p>	 <p>min. 550 max. 20 560<sup>+8</sup> 405 180 20 60 115 595 max. 50 570 590 (min. 575 max. 597) 548 594 *19 Space for oven connection socket 320x115 * 20 mm for metal fascias measurements in mm</p>	 <p>min. 550 max. 20 560<sup>+8</sup> 405 180 20 60 115 595 max. 50 570 590 (min. 575 max. 597) 548 594 *19 Space for oven connection socket 320x115 * 20 mm for metal fascias measurements in mm</p>
 <p>min. 550 max. 20 560<sup>+8</sup> 405 180 20 60 115 595 max. 50 570 590 (min. 575 max. 597) 548 594 *19 Space for oven connection socket 320x115 * 20 mm for metal fascias measurements in mm</p>	 <p>min. 560 860-864 30 300 100 490-500 477-480 475 848 466 896 23 554 Space for oven outlet or socket measurements in mm</p>	 <p>min. 560 554-564 30 300 100 490-500 593-595 22 588 max. 52 592 597 550 measurements in mm</p>	 <p>min. 560 min. 35 590 30 300 100 490-500 593-595 22 588 max. 52 592 597 550 measurements in mm</p>

## Under-counter sets

 <p>min. 550 max. 20 560<sup>+8</sup> 405 180 20 60 115 595 max. 50 570 590 (min. 575 max. 597) 548 594 *19 Space for oven connection socket 320x115 * 20 mm for metal fascias measurements in mm</p>	 <p>measurements in mm 43 (B) ≥ 20 (C) ≥ 90 (A) 513 583 560<sup>+2</sup> 490-500<sup>+2</sup> ≥ 35 ≥ 585 A: Minimum distance from the hob cut-out to the wall. B: Recessed depth C: With fitted oven underneath, possibly more; see space requirements for the oven.</p>		
--	---	--	--

## Microwave ovens

 <p>Ventilation opening min. 250 cm<sup>2</sup> min. 550 600 560<sup>+8</sup> 35 369 554 382 360 594 *19 * 20 mm for metal fascia BEL554MS0</p>	 <p>Measurements in mm ≥ 550 600 35 380<sup>+2</sup> 560<sup>+8</sup> 35 355 495 382 363 595 20 BEL653MS3</p>		
--	--	--	--



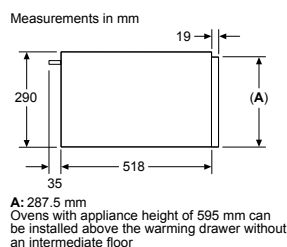
**Measurements in mm**

A: 19.5 mm  
 B: Space for appliance connection 320 x 115 mm  
 C: Ventilation space in the base ≥ 200 cm<sup>2</sup>

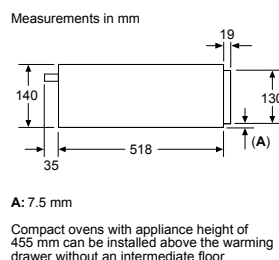
The drawing shows a ventilation unit with the following dimensions and labels:

- Front View (A):** Shows a rectangular unit with a top width of 405 mm, a bottom width of 594 mm, a left height of 455 mm, and a right height of 407 mm. A small dimension of 45 mm is indicated at the bottom left.
- Side View (B):** Shows the unit's profile with a total height of 560 mm. It features a top section with a height of ≥ 550 mm and a bottom section with a height of 60 mm. A horizontal gap of ≥ 35 mm is shown between the top and bottom sections.
- Top View (C):** Shows the unit from above with a width of 594 mm and a depth of 548 mm. A dimension of 450 mm is indicated for the distance from the front edge to the back of the unit.
- Label A:** Points to a small dimension of 19.5 mm.
- Label B:** Points to a space for appliance connection, 320 x 115 mm.
- Label C:** Points to the ventilation space in the base, which must be ≥ 200 cm<sup>2</sup>.

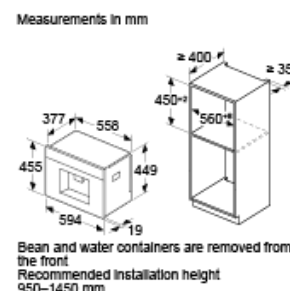
CMG7241B1



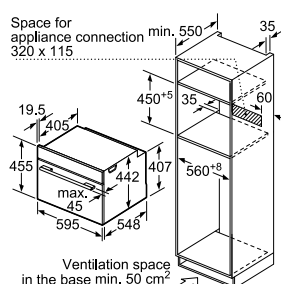
BID7101B1B



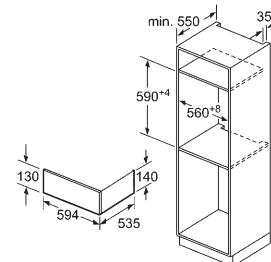
BIC7101B1



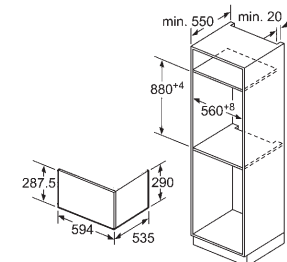
CTL7181B0



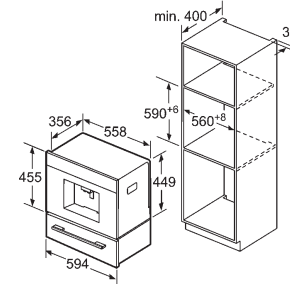
CMG633BS1



BIC630NS1



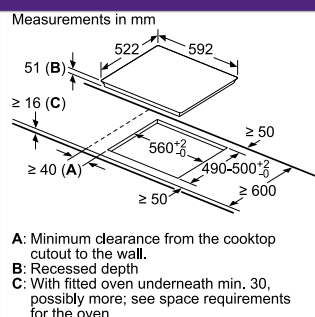
BID630NS1



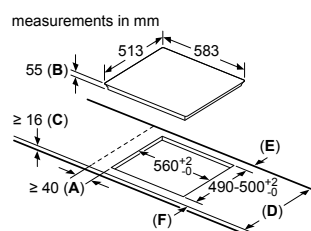
CTL636ES1

\* Minimum distance from the hob cut-out to the wall  
 \*\* Recessed depth  
 \*\*\* With fitted oven underneath min. 30, possibly more; see space requirements for the oven

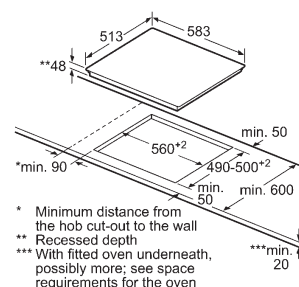
PIV975DC1E



PUE611BF1B



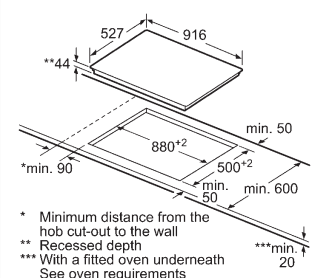
PUG61KAA5E



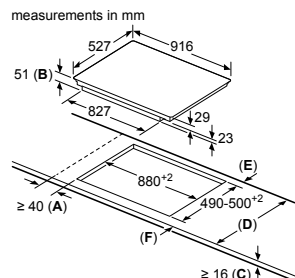
PKE645CA1E

Technical drawing of the oven's top view showing dimensions and installation requirements. The drawing includes a top view of the oven door with dimensions 522 and 592, and a side view showing a recessed depth of 39. Below the oven, a perspective view of the hob cut-out is shown with dimensions 560\*2, 490-500\*2, and 50. Installation requirements are indicated by asterisks: \* Minimum distance from the hob cut-out to the wall (min. 90), \*\* Recessed depth (min. 50), \*\*\* Width fitted oven underneath, possibly more; see space requirements for the oven (min. 20).

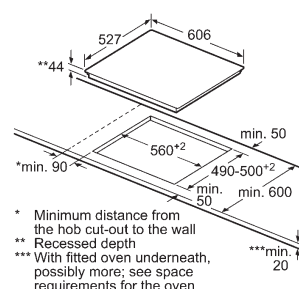
PKE611D17E



PKM975DK1D



PXX975KW1E

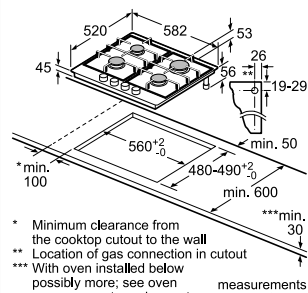


PKF675FP1E

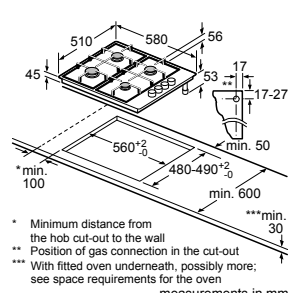
Technical drawing of the hob cut-out showing dimensions and connection details. The main view shows a rectangular cut-out with dimensions: 527 (width), 606 (depth), 47 (height), 53 (height), 45 (height), 560±1 (width), and 490±1 (depth). A detail view shows the connection to the wall with dimensions: 26 (width), 26 (height), and 50 (height). A note indicates a minimum distance of 100 from the hob cut-out to the wall. A note indicates a minimum distance of 30 from the position of the gas connection in the cut-out to the wall.

\* Minimum distance from the hob cut-out to the wall  
 \*\* Position of the gas connection in the cut-out

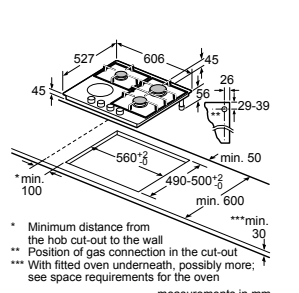
PRY626B70E



PGP6B5B62Z

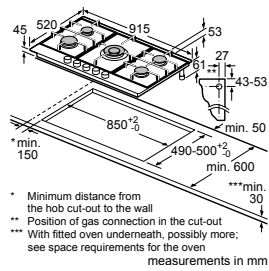


PBP6C5B62M

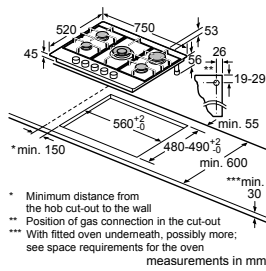


PRY6A6B70

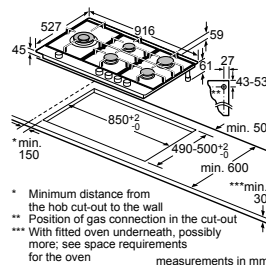
## Gas hobs



PCR9A5B90Z

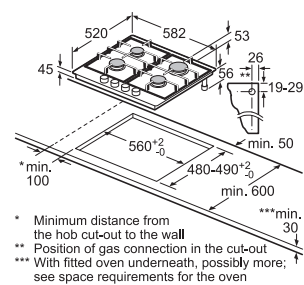


PCQ7A5B90Z

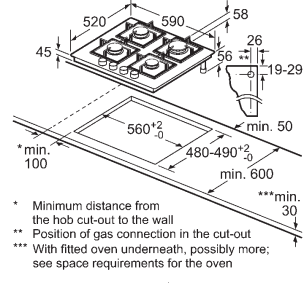


PRS9A6D70Z

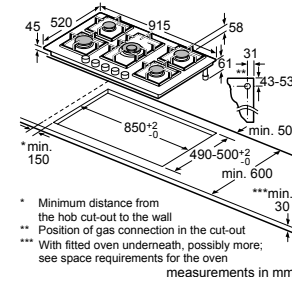
## Gas hobs FlameSelect



PCP6A5B90Z

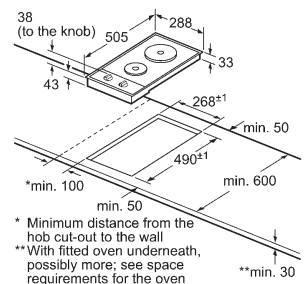


PPP6A6B20

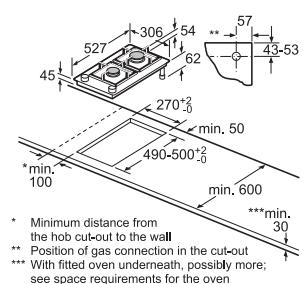


PPQ9B6O90M

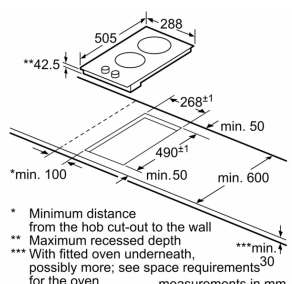
## Vario hobs



PKF375CA1E

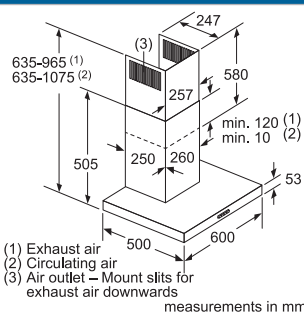


PSB3A6B20Z (flameSelect)

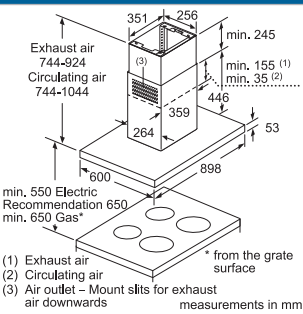


PKE345CA2E

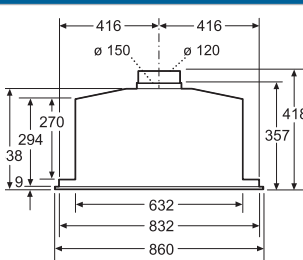
## Extractors



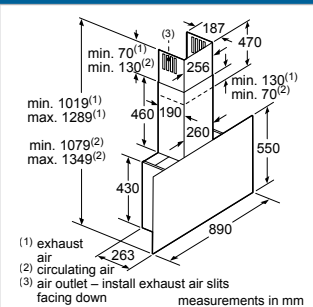
DWB66BC51Z



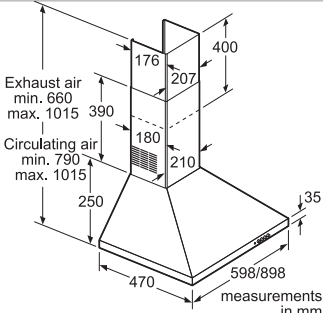
DIB97IM50



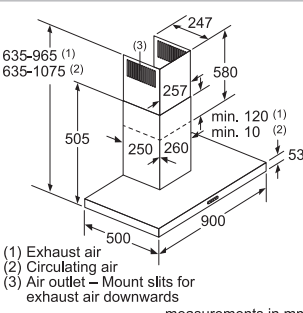
DHL885C



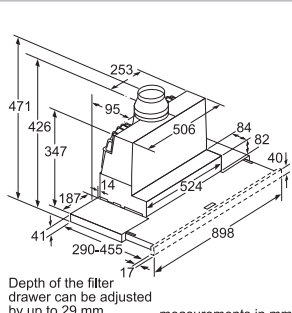
DWF97RV60



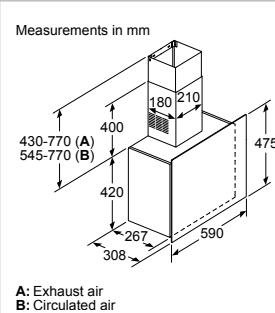
DWP94CC50M



DWB96IM51Z

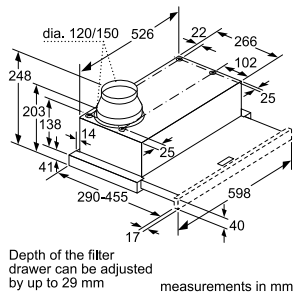


DFR097A52

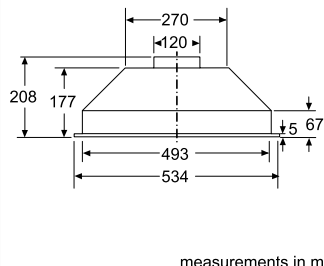


DWF65AJ60T

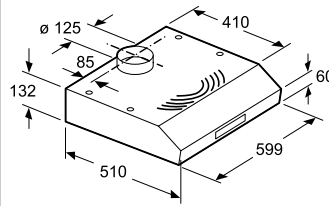
## Extractors



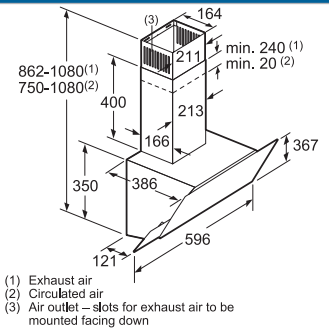
DFL064W53



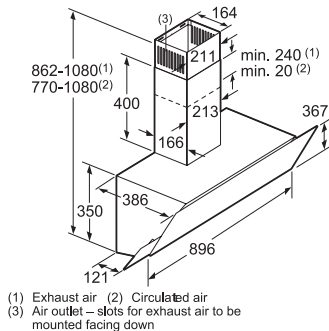
DLN53AA50



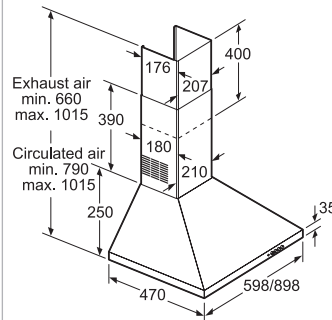
DHU635HZA



DWK065G60

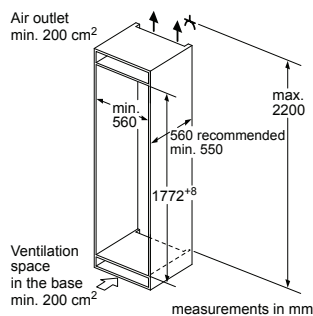


DWK095G60

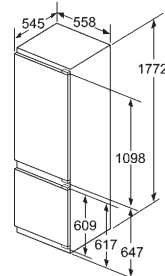


DWP64CC50Z

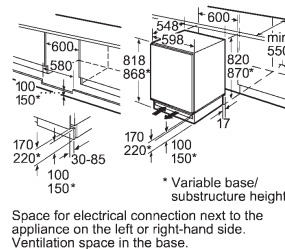
## Refrigerators



KIR81AF30U / GIN81AEF0U

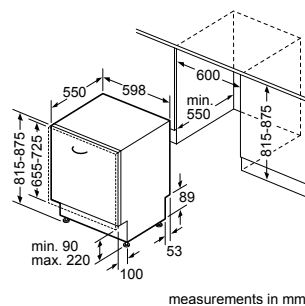


KIS87AF30U

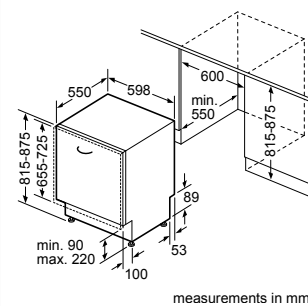


KUR15ADF0

## Dishwashers



SMV25DX00T



SMV4HKC02Z

## Notes

# Guarantee Conditions\*

Guarantee is not valid if appliance is used in an industrial application.

Total guarantee period: 5 years from date of purchase.

DHU635HZA extractor guaranteed for 3 years from date of purchase.

Built-in Coffee Machines guaranteed for 3 years from date of purchase.

Transport damages will only be accepted 7 days after delivery to end user or contractor working on behalf of end user (kitchen company, building contractor).

First year full guarantee on parts and labour – excluding very fragile parts i.e. glass, plastic, light bulbs.

Second year guarantee on all functional parts only: electronics, timers, switches, pumps, motors, compressors, locks, valves, thermostats, fan, plus labour to repair or replace.

Third year guarantee on all functional parts only: electronics, timers, switches, pumps, motor, compressor, locks, valves, thermostats.

After guarantee expires, customer must pay a current call out fee towards labour costs.

## Condition governing appliance service

1. A guarantee claim ceases once repair or work is undertaken by a person not entitled by BSH to do so or if the appliance is provided with spare parts, attachments or accessories that are not original, therefore causing damage.
2. The guarantee is given in such a manner that defective parts are repaired free of charge or – and this is BSH choice – replaced by perfect parts.
3. A claim under guarantee does not cause an extension of the guarantee period nor does it start a new guarantee period.
4. If BSH refuses repair or repair fails and the end user so requires, a replacement of equal value is supplied free of charge within the above guarantee period.
5. These conditions of guarantee are applicable to appliances purchased in South Africa. If appliances are taken abroad or across the border please check with the our Customer Service team for conditions of guarantee.

*\*Valid from September 2023*